

# Europeans and Nuclear Safety

Fieldwork October - November 2006

Publication February 2007

## Report

This survey was requested by Directorate General TREN and coordinated by Directorate General COMMUNICATION

This document does not represent the point of view of the European Commission.  
The interpretations and opinions contained in it are solely those of the authors.

## Table of contents

<b>PRESENTATION .....</b>	<b>3</b>
<b>1 PERCEPTIONS OF NUCLEAR ENERGY .....</b>	<b>5</b>
<b>1.1 The perceived value of nuclear energy.....</b>	<b>5</b>
<b>1.2 Future of nuclear energy .....</b>	<b>10</b>
1.2.1 Easiness of replacing nuclear power.....	10
1.2.2 Future share in the energy mix .....	13
<b>2 PERCEPTIONS OF NUCLEAR SAFETY .....</b>	<b>17</b>
<b>2.1 An advantage or a risk? .....</b>	<b>17</b>
<b>2.2 Assessment of the risk level .....</b>	<b>21</b>
<b>2.3 Perceived risk factors .....</b>	<b>24</b>
<b>3 KNOWLEDGE OF NUCLEAR ISSUES .....</b>	<b>32</b>
<b>3.1 Are there operating nuclear power plants in our country?.....</b>	<b>34</b>
<b>3.2 Has our country decided to phase out nuclear energy? .....</b>	<b>35</b>
<b>3.3 Is there a decision concerning the management of radioactive waste in our country? .....</b>	<b>38</b>
<b>3.4 Where are radioactive materials used? .....</b>	<b>40</b>
<b>3.5 How much electricity is produced by nuclear power in the EU? .....</b>	<b>41</b>
<b>4 INFORMATION ON NUCLEAR ENERGY AND SAFETY.....</b>	<b>43</b>
<b>4.1 Level of feeling informed .....</b>	<b>43</b>
<b>4.2 Sufficiency and adequacy of information .....</b>	<b>46</b>
4.2.1 In media.....	46
4.2.2 At school .....	49
<b>4.3 Most trusted information sources .....</b>	<b>51</b>

<b>5</b>	<b>DECISION MAKING AND PARTICIPATION.....</b>	<b>53</b>
5.1	Leveling the playing field: European vs. national level .....	53
5.2	Participation in decision making .....	55
	<b>CONCLUSION.....</b>	<b>57</b>

## PRESENTATION

At the beginning of the 21<sup>st</sup> century, **energy has become one of the most challenging questions facing Europe**. Demand for energy is increasing by 1-2% each year, the share of energy imports from non-EU countries has risen to over 50% and we are enormously dependent on fossil fuels. On the other hand, concerns about global warming are leading to calls for "greener", more diverse and more efficient forms of energy.

In recent years, the European Commission has launched several initiatives, at policy and research level, in order to respond to these challenges. The Green Paper entitled "A European Strategy for Sustainable, Competitive and Secure Energy"<sup>1</sup> defines three core objectives for European energy policy: competitiveness, sustainable development and security of supply.

In the midst of this discussion is **an ongoing debate on the future of nuclear energy**. Nuclear energy makes a positive contribution to the energy-independence of the EU and to the security of supply. At the same time it produces only a negligible quantity of CO<sub>2</sub> which helps to fight against climate change and thereby contribute to the goal of sustainable development.

Nonetheless, **the future of nuclear energy is uncertain**. In many countries there are calls for a halt on developing nuclear power as long as the issue of managing radioactive waste is unresolved. European public opinion remains reticent towards nuclear energy and, in order to develop, the nuclear industry would need to achieve a consensus among the population.

Regardless of the debate on the future of nuclear power, **nuclear safety will continue to be a highly relevant topic**. Existing nuclear installations must be operated to strict safety standards and radioactive waste must be managed in a safe and sustainable manner. A number of European power plants are currently nearing the end of their lifespan and will need to be decommissioned safely. Furthermore it is necessary to ensure that nuclear materials are not misused and that common standards are implemented in order to maintain high nuclear safety standards across Europe.

Against this background, Directorate General for Energy and Transport, Directorate for Nuclear Energy launched this Eurobarometer study on European public opinion on nuclear safety. It follows two former studies on radioactive waste carried out in 2005<sup>2</sup> and 2001<sup>3</sup>. This survey covers both the wider theme of nuclear issues in general and the topic of nuclear safety in particular.

---

<sup>1</sup> The Green Paper "A European Strategy for Sustainable, Competitive and Secure Energy" can be found on [http://ec.europa.eu/energy/green-paper-energy/index\\_en.htm](http://ec.europa.eu/energy/green-paper-energy/index_en.htm)

<sup>2</sup> Special EB 227: Radioactive Waste in [http://ec.europa.eu/public\\_opinion/archives/ebs/ebs\\_227\\_en.pdf](http://ec.europa.eu/public_opinion/archives/ebs/ebs_227_en.pdf)

<sup>3</sup> Special EB 165: Europeans and Radioactive Waste in [http://ec.europa.eu/public\\_opinion/archives/ebs/ebs\\_165\\_en.pdf](http://ec.europa.eu/public_opinion/archives/ebs/ebs_165_en.pdf)

This report consists of five chapters dealing with the following themes:

- **General perception of nuclear issues:** the value of nuclear energy, how easily it can be replaced by renewable energy sources, and the future share in the energy mix;
- **Nuclear safety:** risk perceptions of nuclear energy and nuclear power plants in general and the importance of various risk factors;
- **Knowledge of nuclear issues and nuclear safety;**
- **Information on nuclear energy and safety:** people's feeling of being informed, whether there is sufficient information in the media and schools, preferred information sources;
- **Decision making and participation:** the level of decision making and willingness to participate.

A further insight into European public opinion on nuclear safety is gained by examining the effects of three factors in more detail: general attitudes towards nuclear energy, familiarity with nuclear issues and the impact of information. The following questions reflecting these three factors are systematically cross-tabulated with all questions.

1. **General attitude towards nuclear power:**

QA1 When you think about nuclear power, what first comes to mind? The advantages of nuclear power as an energy source outweigh the risks it poses / The risks of nuclear power as an energy source outweigh its advantages

2. **Personal experiences of nuclear power:**

QA2 Have you ever...? Visited a nuclear power plant / Lived in an area close (within a 50 km radius) to a nuclear power plant / Worked on nuclear energy issues or known somebody working on them

3. **Feeling of being informed:**

QA5 How well informed do you think you are about the safety of nuclear power plants?

Linked to this are two additional background variables which have been introduced in the course of the analysis: a re-grouping into countries that have nuclear power plants (NPPs) *in operation* and countries that do not<sup>4</sup> as well as a review of the share nuclear power represents in the total electricity production in a country<sup>5</sup>. These two variables can be also seen to reflect familiarity with nuclear issues. Throughout this report we observe that all the above factors are intertwined and have a considerable effect on European public opinion about nuclear power and nuclear safety.

This survey was conducted in the 25 Member States and the soon-to-be Member States Bulgaria and Romania. The fieldwork was carried out between 6 October and 8 November 2006 by the TNS Opinion and Social network. 27 084 European citizens were interviewed face-to-face. Further details of the methodology of the survey can be found in the technical note in the annexes to this report. That note specifies the interview method used, as well as the intervals of confidence.<sup>6</sup>

<sup>4</sup> Countries that have NPPs: Belgium, the Czech Republic, Germany, Spain, France, Lithuania, Hungary, the Netherlands, Slovenia, Slovakia, Finland, Sweden, the United Kingdom, Bulgaria and Romania. Countries that do not have NPPs: Denmark, Estonia, Greece, Ireland, Italy, Cyprus, Latvia, Luxembourg, Malta, Austria, Poland and Portugal.

<sup>5</sup> IAEA: Share of nuclear energy in total electricity generation in 2005 *in* <http://www.iaea.org/OurWork/ST/NE/Pess/RDS1.shtml>

<sup>6</sup> The results tables are included in the annex. The totals indicated may show a one point difference with the sum of the individual units. It should also be noted that the total of the percentages in the tables of this report may exceed 100% when the respondent has the possibility to give several answers to the same question.

## 1 PERCEPTIONS OF NUCLEAR ENERGY

This first chapter gives an overview of European public opinion on nuclear energy. It deals with EU citizens' perceptions of the value of nuclear energy and its position in the share of energy sources in the future.

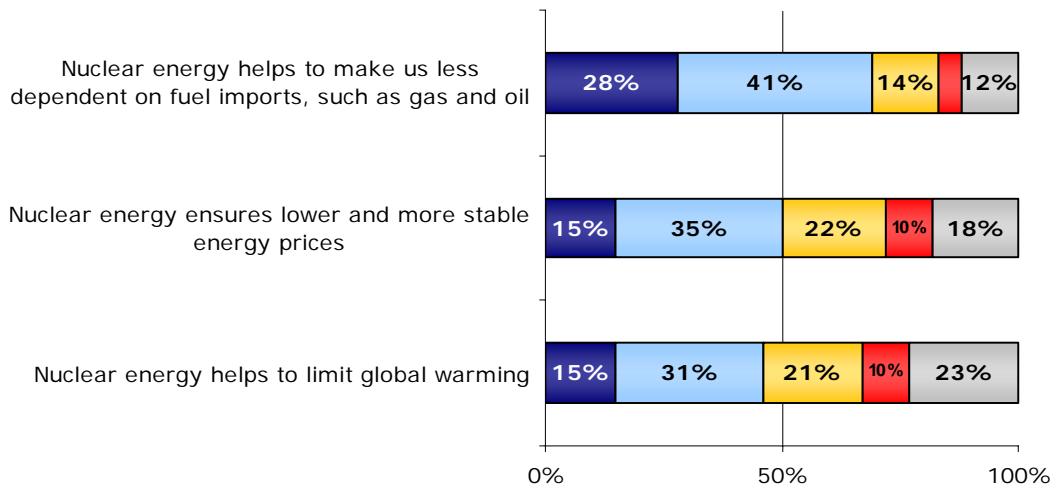
### 1.1 The perceived value of nuclear energy

Source Questionnaire: QA11

**- Europeans tend to rather agree than disagree with the statements on the value of nuclear energy, although many cannot form an opinion -**

**QA11 To what extent do you agree or disagree with each of the following statements on the value of nuclear energy? - % EU**

■ Totally agree ■ Tend to agree ■ Tend to disagree ■ Totally disagree ■ DK



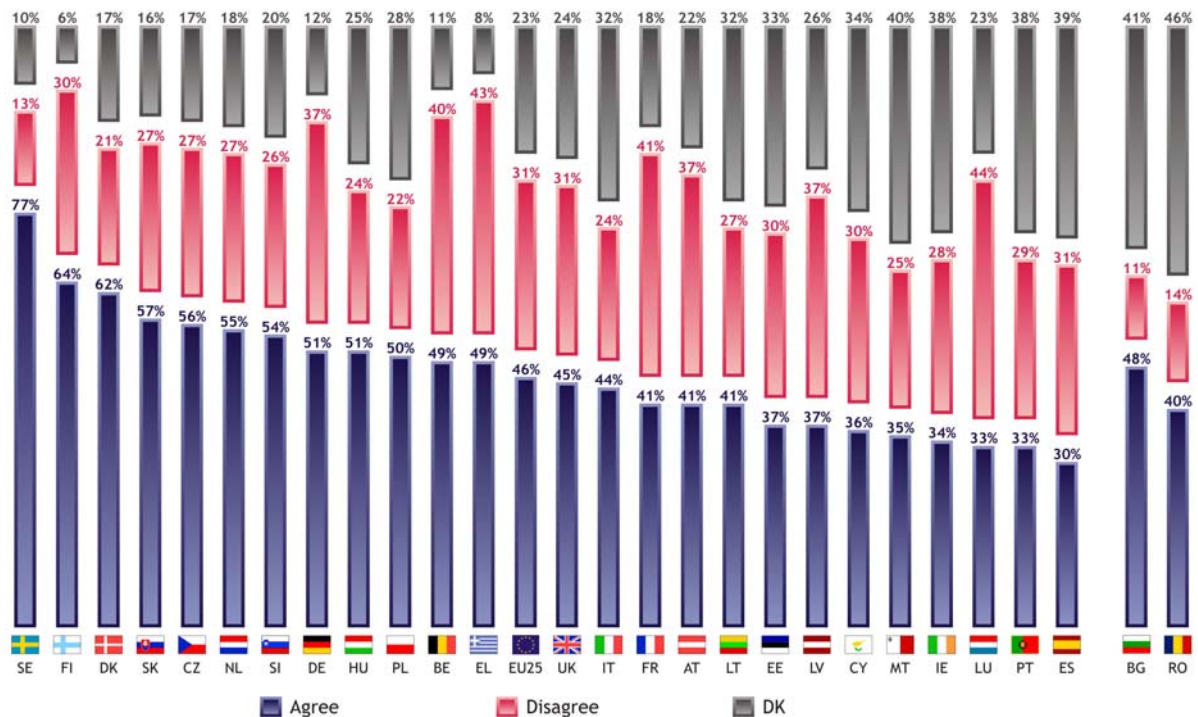
**Europeans appear to mildly appreciate certain features of nuclear energy** when they are presented with statements concerning its value. 69% of them agree with the premise that it decreases energy dependency, 50% with the idea that it ensures lower and more stable energy prices and 46% with the positive role nuclear energy plays in the fight against global warming.

In all cases, Europeans who agree with the statements outnumber those who are of the opposite view. However, slightly less than a third of Europeans disagree with the statement concerning positive effects on global warming (31%) and on energy prices (32%).

A high level of non-responses is observed in particular for the statement concerning nuclear energy's limiting effect on global warming (23%). This implies that not all Europeans are well-aware of the low level of greenhouse gas emissions of nuclear energy compared to many other energy sources, such as oil and coal.

Question: QA11.1. To what extent do you agree or disagree with each of the following statements on the value of nuclear energy?

Option: Nuclear energy helps to limit global warming

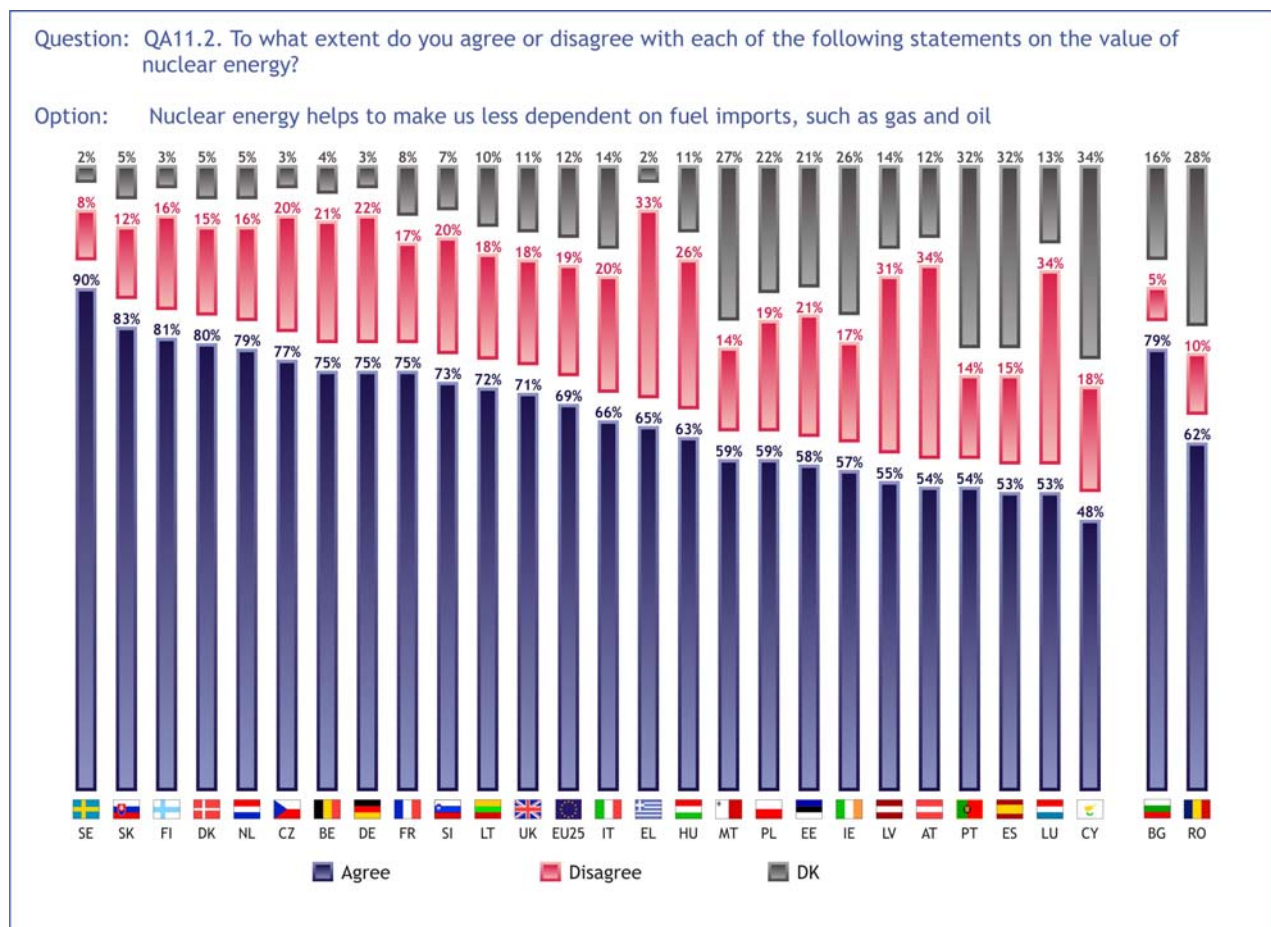


**In most countries, the highest share of respondents agrees with the statement that nuclear energy helps to limit global warming.** Only in Luxembourg a comparative majority (44%) disagree with this statement.

Lower agreement levels in some countries, such as Spain (30%), Portugal (33%), Ireland (34%) and Malta (35%), are primarily due to many citizens answering "don't know" to this question, in contrast with higher disagreement levels. This reinforces the assumption that Europeans are not familiar with this subject.

**Overall, public opinion in countries that have NPPs in operation tends to be more positive** than in countries where domestic energy sources do not include nuclear power. Also, non-response rates are lower in the former group than in the latter. Sweden (77%) and Finland (64%), both countries where a substantial share of electricity is produced by nuclear power, have the highest numbers of citizens who believe in the positive role that nuclear energy plays in the fight against global warming.

However, this pattern has notable exceptions: in Denmark, a country without NPPs, almost two-thirds agree with this statement while in Bulgaria and Romania, both which have operating NPPs, non-response rates climb to 41% and 46% respectively. The results in France also present an interesting pattern: in a country where almost four-fifths of electricity is produced by nuclear power equal shares of citizens agree and disagree (41%) with the statement on the limiting effect of nuclear energy on global warming.



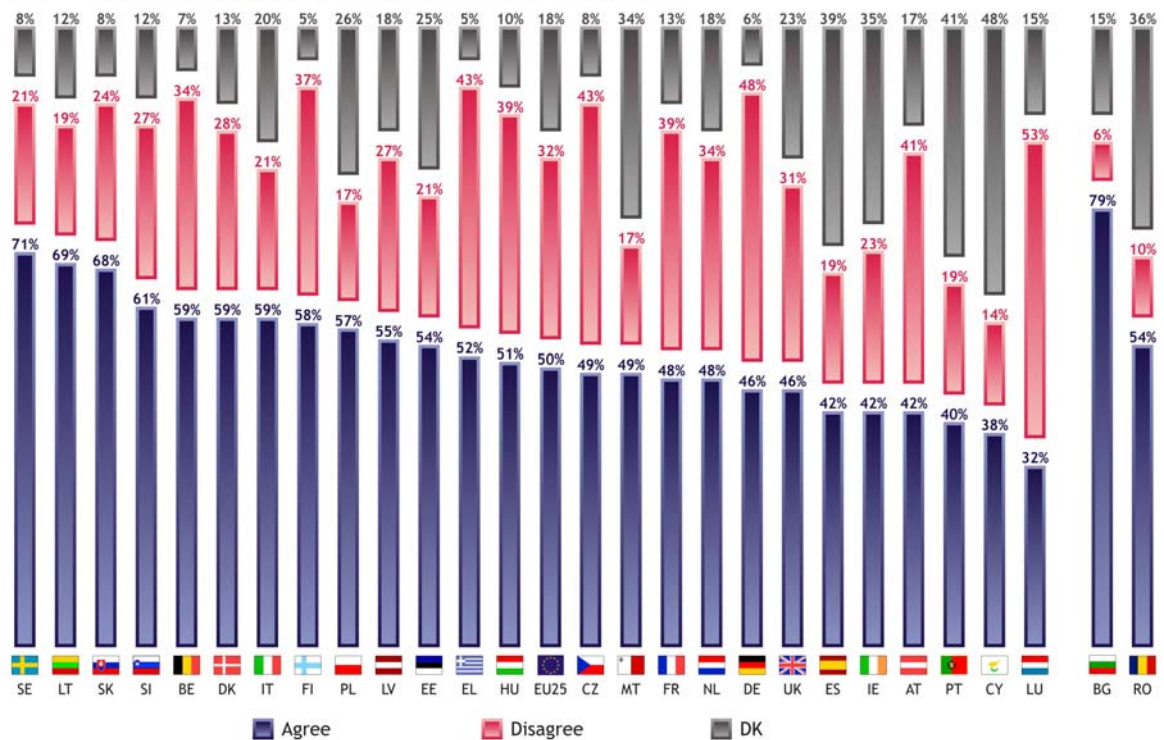
**A majority in every country, with the exception of Cyprus, agrees with the statement that nuclear energy helps to decrease dependency on imported fuels.** Sweden tops the ranking again with almost unanimous agreement with this proposition (90%), followed by 83% of Slovaks and 81% of Finns.

The highest levels of disagreement are observed in Austria (34%), Luxembourg (34%), Greece (33%) and Latvia (31%). Non-response rates are highest in Cyprus (34%), Spain (32%) and Portugal (32%). All these Member States with the exception of Spain belong to the group of countries that do not have nuclear power plants in operation. These results therefore reinforce the observation of a division between countries with NPPs and countries without them.



Question: QA11.3. To what extent do you agree or disagree with each of the following statements on the value of nuclear energy?

Option: Nuclear energy ensures lower and more stable energy prices



**A relative majority in 23 countries agrees with the statement that nuclear energy ensures lower and more stable energy prices.** Bulgaria tops the ranking with 79% of citizens being of this opinion, followed by Sweden (71%), Lithuania (69%) and Slovakia (68%), all countries that have NPPs in operation.

Luxembourg and Germany as well as Cyprus and Portugal are the exceptions. In the first two countries a large segment of the population disagree with this statement (53% and 48% respectively) while the two latter countries present higher non-response rates (48% and 41% respectively).

The pattern observed between countries with NPPs and countries that do not have them is not as clear here as with the two other statements. Respondents in several countries (Denmark, Italy, Poland, Latvia, Estonia and Greece) that do not have NPPs in operation agree more strongly with this statement than the EU average.

The same socio-demographic patterns apply to all statements concerning the value of nuclear energy and can be summarised as follows:

- Males agree with each statement considerably more often than females;
  - The better the level of education, the higher is the level of agreement;
  - Linked to the former, managers and self-employed respondents also more often agree with each statement.
- On the other hand, females and respondents with lower education levels tend to disagree more often with the statement. However they also have significantly higher non-response rates, which suggests they are rather unfamiliar with these issues.
- Socio-demographic breakdown by age produces asymmetrical results: fewer respondents in the youngest age group agree with the statement concerning nuclear energy's positive impact on the fight against global warming in comparison with their older counterparts, while more agree with the statements of stable energy prices and reduced energy imports.

When it comes to the three factors listed in the introduction of this report - a belief in nuclear energy's advantages over its risks, personal experiences of nuclear issues and a feeling of being informed of nuclear safety - all lead to a considerably higher acceptance of these statements.

QA11 To what extent do you agree or disagree with each of the following statements on the value of nuclear energy?

% AGREE	Nuclear energy helps to limit global warming		Nuclear energy helps to make us less dependent on fuel imports, such as gas and oil		Nuclear energy ensures lower and more stable energy prices	
	Agree	Disagree	Agree	Disagree	Agree	Disagree
<b>EU25</b>	<b>46%</b>	<b>31%</b>	<b>69%</b>	<b>19%</b>	<b>50%</b>	<b>32%</b>
<b>Risks and advantages linked to nuclear power</b>	<b>Agree</b>	<b>Disagree</b>	<b>Agree</b>	<b>Disagree</b>	<b>Agree</b>	<b>Disagree</b>
Advantages outweigh risks	62%	23%	83%	12%	66%	24%
Risks outweigh advantages	40%	38%	65%	24%	46%	37%
<b>Experiences of nuclear energy</b>						
Personal experience	57%	31%	79%	18%	56%	36%
No personal experience	43%	31%	65%	20%	49%	30%
<b>Level of information on nuclear safety</b>						
Informed	66%	26%	80%	17%	62%	31%
Not informed	40%	33%	65%	20%	48%	31%

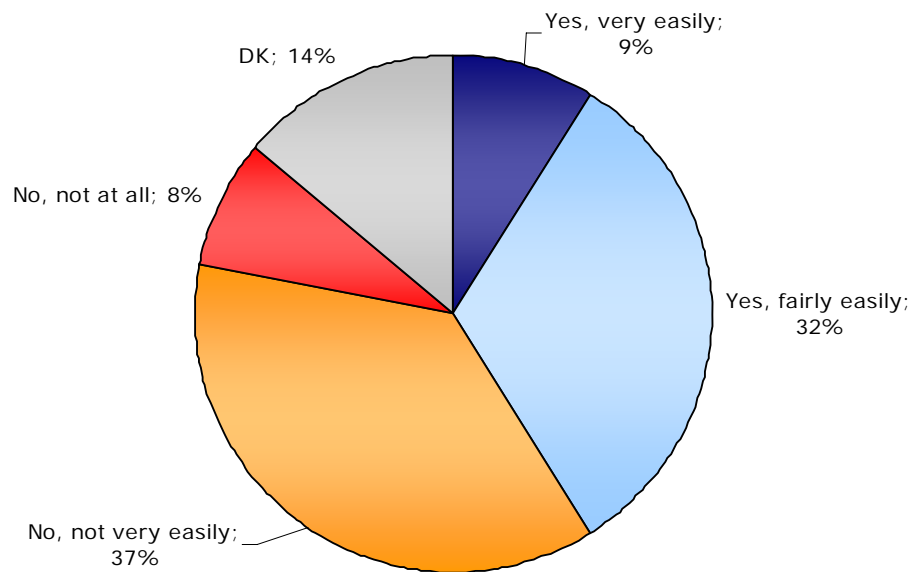
## 1.2 Future of nuclear energy

### 1.2.1 Easiness of replacing nuclear power

- Public opinion on the easiness of replacing of nuclear energy is divided -

Source Questionnaire: QA12

QA12 Do you believe that in the European Union nuclear power could be easily replaced by renewable energies and energy saving efforts?  
- % EU 25



**Europeans appear to be divided on whether nuclear energy could be easily replaced by renewable energy sources and energy saving efforts or not.**

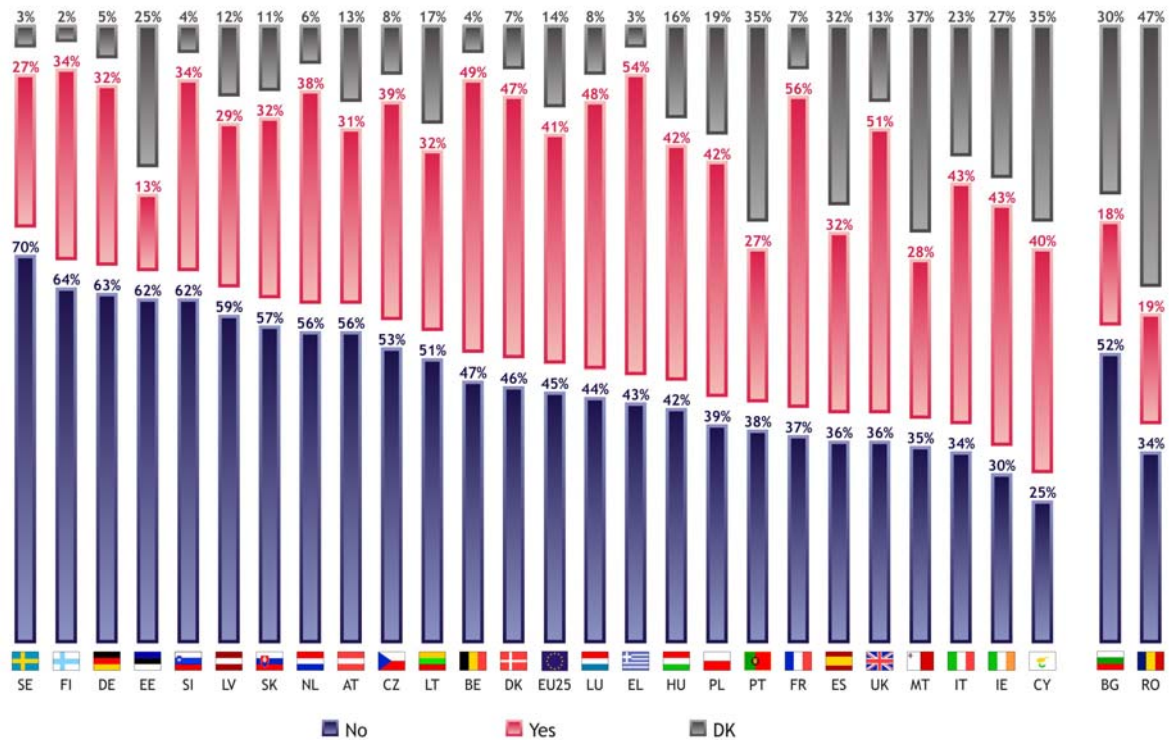
A slight majority (45%) believes that this would not be easy compared to 41% of respondents who say that this could be done fairly or very easily.

The countries polled can be roughly divided into three groups according to the country-by-country breakdown:

- the group of countries where most citizens think that nuclear energy is **not easily replaceable**,
- the group of countries where most citizens think that this **could be done without extensive effort** and,
- the group of countries where many citizens **do not hold a firm opinion** on the issue.

**The first group** of countries ranges from Sweden (70% no) to Lithuania (51%) as illustrated in the graph on the following page. Bulgaria (52%) also belongs to this group. This group is heterogeneous in terms of whether the countries have functioning NPPs or not. For example, Austrians who appear critical when the value of nuclear power is discussed and do not have NPPs in their country still think that it would not be easily replaced (56%).

Question: QA12. Do you believe that in the European Union nuclear power could be easily replaced by renewable energies and energy saving efforts?



**The second group** comprises all the remaining countries (Belgium, Denmark, Luxembourg, Greece, Hungary, Poland, France, the United Kingdom, Italy and Ireland) except those five belonging to the last group.

France ranks highest among the countries where respondents tend to believe that nuclear energy is easily replaceable (56%). This result is interesting given that the share of nuclear power in France's total electricity production is 78,5%<sup>7</sup>. The same observation can be made concerning Belgium (49%) and, to a certain extent, the UK (51%) where 55,6% and 19,9% of electricity respectively is produced by nuclear power. Otherwise, high percentages of "yes" answers are observed in countries without NPPs: Greece (54%), Luxembourg (48%) and Denmark (47%).

Romania (47% saying "don't know"), Malta (37%), Portugal (35%), Cyprus (35%) and Spain (32%) constitute **the third group** in which many citizens are not able to express an opinion on how easy it would be to replace nuclear power. These countries, with the exception of Romania and Spain, do not have nuclear power plants in operation and a large proportion of the population also have difficulties forming an opinion about the value of nuclear energy as seen in the previous sub-chapter.





<sup>7</sup> IAEA: Share of nuclear energy in total electricity generation in 2005 in <http://www.iaea.org/OurWork/ST/NE/Pess/RDS1.shtml>

A socio-demographic analysis reveals certain patterns:

When first considering those who do *not* believe that nuclear energy can be easily replaced, a half of males (50%), those who studied until the age of 20 or longer (51%) and managers (55%) are of this view.

In contrast, fewer females (40%), older respondents (44%), those who studied until 15 (39%) and unemployed people (37%) hold this opinion. **However these groups are not significantly more likely to think nuclear energy is easily replaceable but record higher numbers of "don't know" replies.**

**QA12 Nuclear power could be easily replaced by renewable energies and energy saving efforts**

	Yes	No	DK
<b>EU25</b>	<b>41%</b>	<b>45%</b>	<b>14%</b>
<b>Sex</b>			
 Male	40%	<b>50%</b>	10%
Female	42%	40%	<b>18%</b>
<b>Age</b>			
 15-24	45%	44%	11%
25-39	44%	43%	13%
40-54	41%	47%	12%
55 +	38%	44%	18%
<b>Education (End of)</b>			
 15	39%	38%	<b>23%</b>
16-19	42%	45%	13%
20+	41%	<b>51%</b>	8%
Still Studying	45%	47%	8%
<b>Respondent occupation scale</b>			
 Self-employed	46%	42%	12%
Managers	39%	<b>55%</b>	6%
Other white collars	43%	44%	13%
Manual workers	42%	45%	13%
House persons	36%	40%	24%
Unemployed	47%	37%	16%
Retired	39%	43%	18%
Students	45%	47%	8%

Finally, respondents who think that the advantages of nuclear energy outweigh the risks it poses (57%), those who have personal experience of nuclear issues (52%) or who feel informed about nuclear safety (56%) significantly more often hold the view that replacing nuclear energy is not an easy task. On the other hand those who have greater fears about nuclear power (39%), no experiences of nuclear issues (42%) or those who feel uninformed about nuclear safety (41%) are less likely to share this opinion.

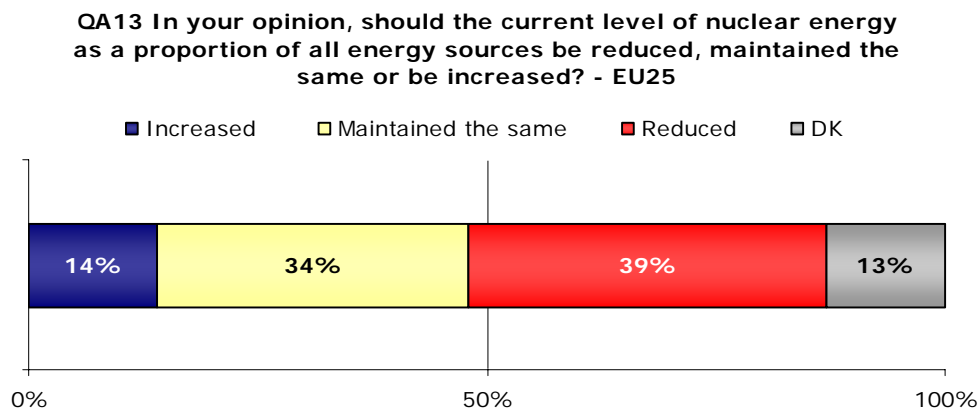
### 1.2.2 Future share in the energy mix

Source Questionnaire: QA13-QA14

The opinion of respondents on the future share of nuclear energy in the energy mix was gauged by means of a two-step question.

Firstly, they were asked directly whether they would like to see a reduction in the current level of nuclear energy as a proportion of all energy sources or whether it should be kept the same or increased. Secondly, those respondents who replied that they would like to reduce the current share or keep it the same were presented with some positive affirmations that can be attached to nuclear energy. Then they were asked again what the share of nuclear energy should be in the future.

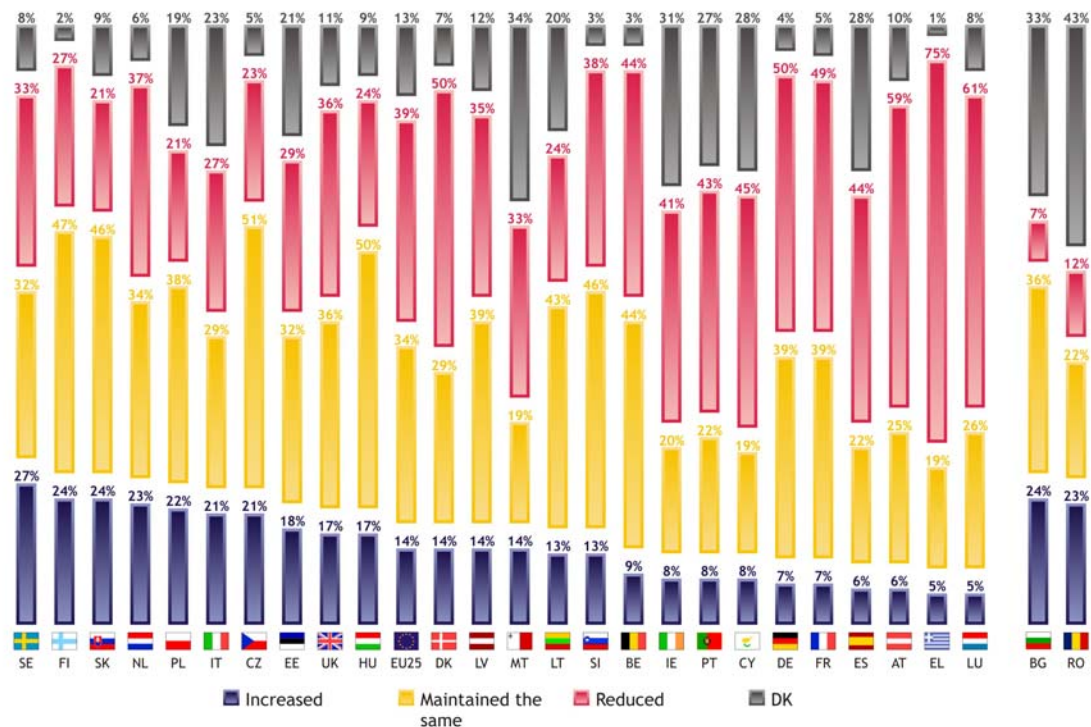
**- Most Europeans would either reduce or keep the current share of nuclear energy... -**



**At first glance, Europeans do not seem to see nuclear energy as a solution to current or future energy challenges.** The largest segment of the European population (39%) would like to reduce the share of electricity produced by nuclear power. Almost as many Europeans would like to keep it the same as at present (34%). Only 14% of respondents would increase the share of nuclear energy in the mix of all energy sources.

**The countries where respondents have a lukewarm attitude towards the value of nuclear energy and where there are no NPPs in operation also have the highest share of citizens who think that the share of nuclear energy should be reduced.** These countries are Greece (75%), Luxembourg (61%) and Austria (59%). These countries are followed by Danish respondents (50%) despite their above-average positive perceptions of the value of nuclear energy.

Question: QA13. In your opinion, should the current level of nuclear energy as a proportion of all energy sources be reduced, maintained the same or be increased?



The highest proportion of citizens who say that the share of nuclear energy should be increased are found in countries where there are functional NPPs. Sweden tops the ranking (27%), followed by Finland, Slovakia and Bulgaria (all 24%). In these countries the share nuclear energy represents in total electricity production ranges from about a third in Finland to 56% in Slovakia.

High numbers of respondents who would like to keep the proportion of nuclear energy the same are also found in countries where NPPs are in operation, namely Czech Republic (51%), Hungary (50%), Finland (47%), Slovenia and Slovakia (both 46%).

In brief, having nuclear power as a substantial part of a country's energy mix appears to lead to a more favourable attitude towards the future of nuclear energy.

However, differing from this pattern, about half of Germans (50%) and French (49%) would like to reduce the share of nuclear energy despite the fact that 31% and 78,5% of their electricity respectively is produced by nuclear power<sup>8</sup>. In relation to the question concerning the ease of replacing nuclear energy with renewable energy sources or energy saving efforts, 32% of Germans think that this could be done easily while the French are more optimistic with 56% holding this view. A similar tendency is also observed for Spain with 44% of respondents being willing to reduce the share of nuclear energy despite 20% of the country's electricity is produced by nuclear power.

<sup>8</sup> IAEA: Share of nuclear energy in total electricity generation in 2005 in <http://www.iaea.org/OurWork/ST/NE/Pess/RDS1.shtml>

**-...however more information could lead to a more positive view on the future of nuclear energy -**

In the second step of this question, the following text was read out to respondents who would like to reduce the share of nuclear energy or keep it the same:

*I am going to read you the following assertions: Using nuclear energy does not emit significant quantities of greenhouse gases. Nuclear energy helps to reduce our dependence on fuel imports from certain regions of the world. Nuclear power plants produce 1/3 of the electricity in the EU. Replacing nuclear power in the EU with gas would require much more gas. If you were convinced that these assertions were true, in your opinion, should the current level of nuclear energy as a proportion of all energy sources in the European Union be...*

QA14 If you were convinced that these assertions were true, in your opinion, should the current level of nuclear energy as a proportion of all energy sources in the European Union be...

QA13 Original reply: Reduced (39%)				QA13 Original reply: Maintained the same (34%)			
Reduced	Maintained the same	Increased	DK	Reduced	Maintained the same	Increased	DK
65%	21%	6%	8%	6%	73%	16%	5%






**Hearing these assertions seems, to a certain extent, to have an effect on public opinion.** Even if most respondents stick with their initial opinion (65% reduced and 73% maintained the same), over a fifth tends to change their view.

Given that these assertions were true, 21% of those who originally wanted to reduce the share of nuclear energy would now like to keep its share the same and a further 6% would like to increase it. In the group of those who initially wanted to maintain the share of nuclear energy, 16% now think that its share should be increased.

**In conclusion, distributing more information about nuclear power as an energy option could have a positive effect on attitudes towards it.**



QA13 In your opinion, should the current level of nuclear energy as a proportion of all energy sources be reduced, maintained the same or be increased?

	Reduced	Maintained the same	Increased	DK
<b>EU25</b>	<b>39%</b>	<b>34%</b>	<b>14%</b>	<b>13%</b>
 <b>Sex</b>				
Male	36%	36%	18%	10%
Female	<b>42%</b>	33%	10%	15%
 <b>Age</b>				
15-24	41%	36%	12%	11%
25-39	41%	34%	13%	12%
40-54	42%	34%	14%	10%
55 +	34%	35%	15%	16%
 <b>Education (End of)</b>				
15	36%	33%	11%	20%
16-19	39%	37%	13%	11%
20+	42%	33%	18%	7%
Still Studying	<b>45%</b>	32%	13%	10%
 <b>Left-Right scale</b>				
(1-4) Left	<b>47%</b>	32%	11%	10%
(5-6) Centre	40%	38%	13%	9%
(7-10) Right	32%	38%	21%	9%
 <b>Respondent occupation scale</b>				
Self-employed	38%	34%	18%	10%
Managers	42%	34%	17%	7%
Other white collars	39%	37%	13%	11%
Manual workers	43%	35%	11%	11%
House persons	42%	27%	9%	22%
Unemployed	37%	37%	11%	15%
Retired	33%	37%	15%	15%
Students	<b>45%</b>	32%	13%	10%
<b>Risks and advantages linked to nuclear power</b>				
Advantages outweigh risks	23%	43%	27%	7%
Risks outweigh advantages	<b>53%</b>	30%	7%	10%
<b>Experiences of nuclear energy</b>				
Personal experience	42%	37%	17%	4%
No personal experience	<b>38%</b>	34%	13%	15%
<b>Level of information on nuclear safety</b>				
Informed	34%	39%	24%	3%
Not informed	<b>41%</b>	33%	11%	15%

Socio-demographic analysis does not reveal any surprises. Again gender, level of education, the general attitude towards nuclear energy and the feeling of being informed are the most determinant factors:

- Females are more likely than males to say that they would like to have the share of nuclear energy reduced (42% vs. 36%).
- Those who have studied at least until 20 are more likely to support an increase in the share of nuclear energy. On the other hand they are also more likely to be in favour of a decrease than their counterparts who spent less time in education. This is explained by the fact that respondents with a lower level of education appear to have difficulties forming an opinion on the issue (with 20% of those ending education at 15 or earlier answering 'Don't Know').
- Those politically towards the left (47%) are significantly more likely to state that they want the current level of nuclear energy use to be cut down than respondents in both the political centre (40%) and right (32%)
- Finally, those who think that the benefits of nuclear energy outweigh the risks it poses and those who feel well-informed about nuclear safety considerably more often state that the share of nuclear energy should be kept the same or increased.

## 2 PERCEPTIONS OF NUCLEAR SAFETY

In the first chapter we saw that to a certain extent Europeans attach positive attributes to nuclear energy in terms of its beneficial effects on energy prices and energy independency or its contribution to the fight against global warming. Despite this, 39% of them would also like to reduce the share of nuclear energy in the mix of energy sources.

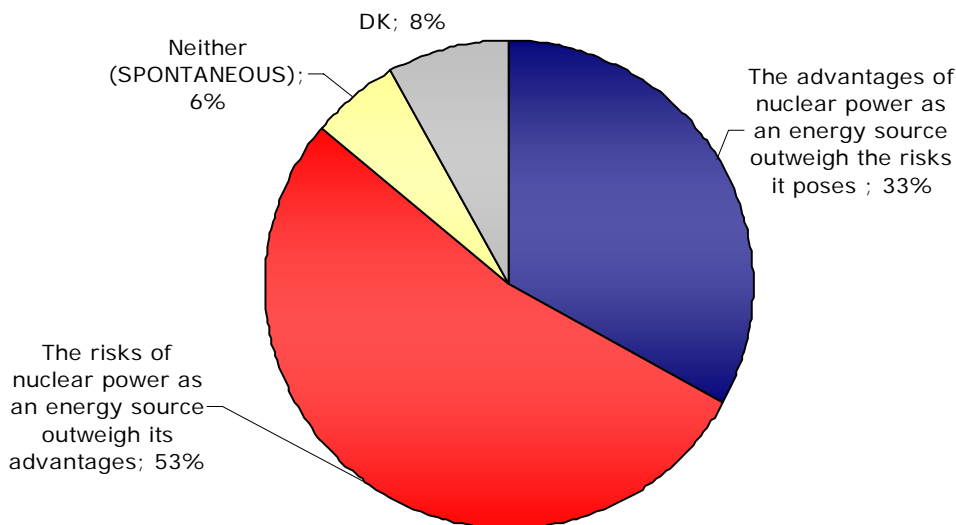
The potential danger posed by nuclear power is usually found to underlie people's reluctance to support it. This second chapter takes the analysis one step further asking EU citizens about their perceptions of the risks they associate with nuclear energy.

### 2.1 An advantage or a risk?

Source Questionnaire: QA1

**- Europeans perceive nuclear power to be more of a risk than an advantage -**

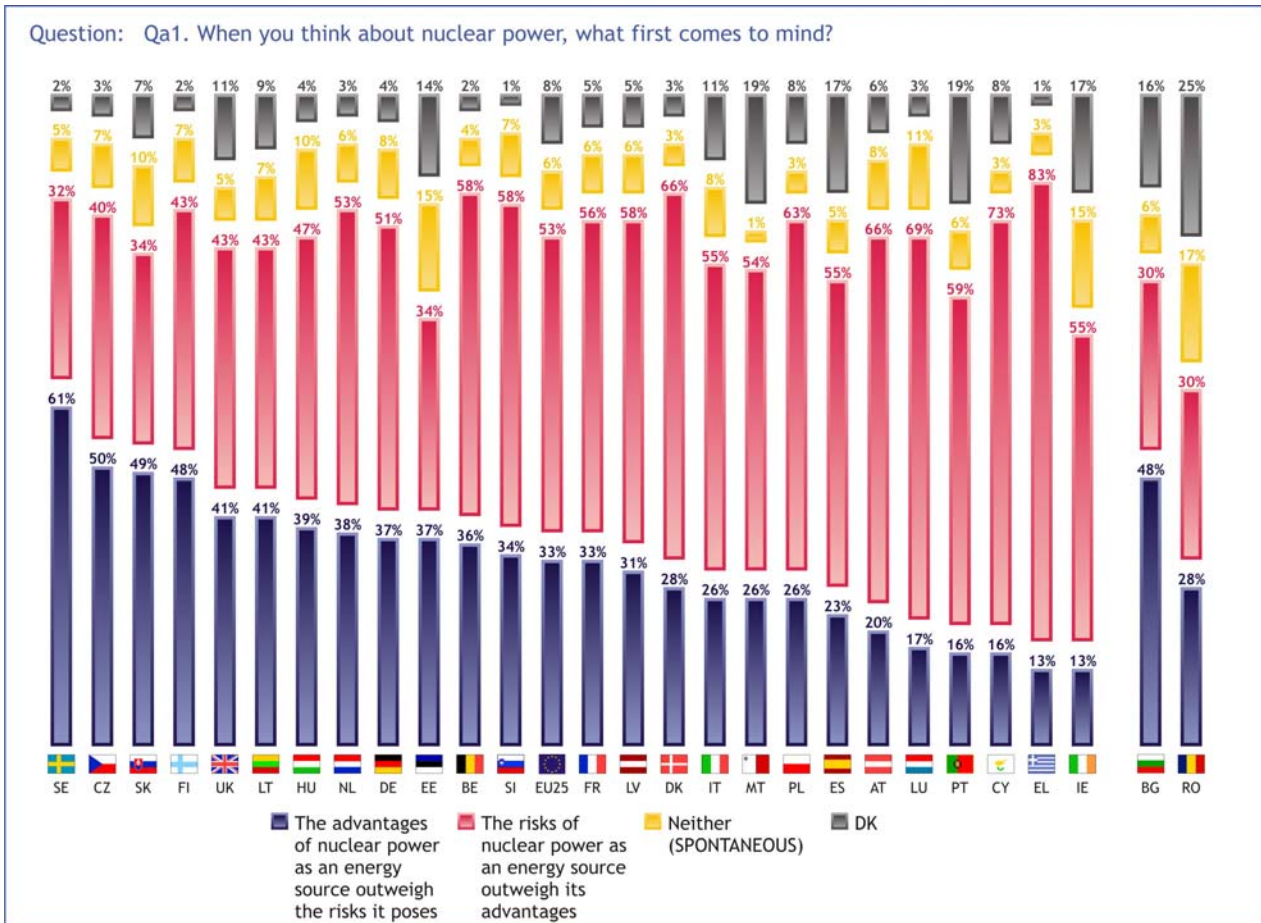
QA1 When you think about nuclear power, what first comes to mind?  
- % EU 25



**Nuclear energy is perceived more to represent a danger than a neutral source of energy.** Over half of Europeans think that the risks posed by nuclear energy are greater than the advantages it offers (53%). However, a substantial share (one third) see nuclear energy more as an advantageous source of energy than a risk.

In this light, the reluctance of Europeans towards having more nuclear power in the energy mix becomes understandable.

- In most countries, the majority perceives nuclear power to be rather a risk than an advantage –



Two factors appear to have an effect on public opinion at country level: whether a country has **NPPs in operation** and, to a certain extent, the **share of nuclear energy in total electricity generation** in each country.

In six countries, respondents who consider that the advantages of nuclear energy are greater than the risks it poses outnumber those who are of the opposite view. These countries are Sweden (difference +29), the Czech Republic (+10), Slovakia (+15), Finland (+5) and Estonia (+3) as well as Bulgaria (+18). For all countries with the exception of Estonia, this could be partly explained by the high share of nuclear energy in their electricity production which ranges from 33% in Finland to 70% in Lithuania<sup>9</sup>.

In the remaining 21 countries, a majority think that the risks of nuclear power are greater than its benefits. The highest difference between those who consider the risks to be higher than the benefits are observed in Greece (+70), Cyprus (+57), Luxembourg (+52), Austria (+46), Portugal (+43) and Ireland (+42). These are all countries that have no NPPs in operation.




Again, the case of France is interesting: 23 percentage points more citizens think that the risks of nuclear power are greater than its benefits (56% against 33%).

<sup>9</sup> IAEA: Share of nuclear energy in total electricity generation in <http://www.iaea.org/OurWork/ST/NE/Pess/RDS1.shtml>

The same socio-demographic patterns that were observed concerning the overall value of nuclear energy (chapter 1) also emerge here. Gender and the level of education as well as respondents' political stance appear to give an indication of their risk perception of nuclear energy:

- Males appreciate the advantages of nuclear energy over its risk significantly more often than females (39% vs. 27%);
- The higher the education level of the respondent, the more he/she ranks the advantages of nuclear energy over the possible dangers it causes (38% in the highest educational group vs. 27% in the lowest);
- Those to the right of the political spectrum think more often than those to the left that the advantages of nuclear energy outweigh the risks it poses (43% vs. 29%);
- However, in all these categories, the highest numbers think that the risks of nuclear power are greater than its benefits.

**When you think about nuclear power,  
what first comes to mind?**

	The advantages of nuclear power as an energy source outweigh the risks it poses	The risks of nuclear power as an energy source outweigh its advantages
<b>EU25</b>	<b>33%</b>	<b>53%</b>
<b>Sex</b>		
 Male	39%	48%
Female	27%	57%
<b>Education (End of)</b>		
 15	27%	52%
16-19	34%	54%
20+	38%	51%
Still Studying	32%	56%
<b>Left-Right scale</b>		
 (1-4) Left	29%	59%
(5-6) Centre	35%	53%
(7-10) Right	43%	47%
<b>Level of information on nuclear safety</b>		
Informed	47%	44%
Not informed	29%	56%

Personal experiences of nuclear issues and particularly people's level of feeling informed are factors which have an even stronger impact on public opinion. Those who feel informed about nuclear safety outnumber by 17 percentage points those who feel uninformed when it comes to thinking that the advantages outweigh the risks. The well-informed are also the only socio-demographic category where those who think the advantages of nuclear power are greater slightly outnumber those who are more fearful of the risks (47% against 44%).

**This suggests that the feeling of being informed plays a crucial role when EU citizens are forming their opinion on the advantages and risks nuclear energy.**

QA1 When you think about nuclear power, what first comes to mind?	Visited a nuclear power plant		Lived in an area close (within a 50 km radius) to a nuclear power plant		Worked on nuclear energy issues or known somebody working on them	
	Yes	No	Yes	No	Yes	No
The advantages of nuclear power as an energy source outweigh the risks it poses	47%	31%	40%	32%	46%	31%
The risks of nuclear power as an energy source outweigh its advantages	43%	54%	50%	54%	47%	54%
Neither (SPONTANEOUS)	6%	6%	6%	6%	5%	7%
DK	4%	8%	4%	8%	2%	9%

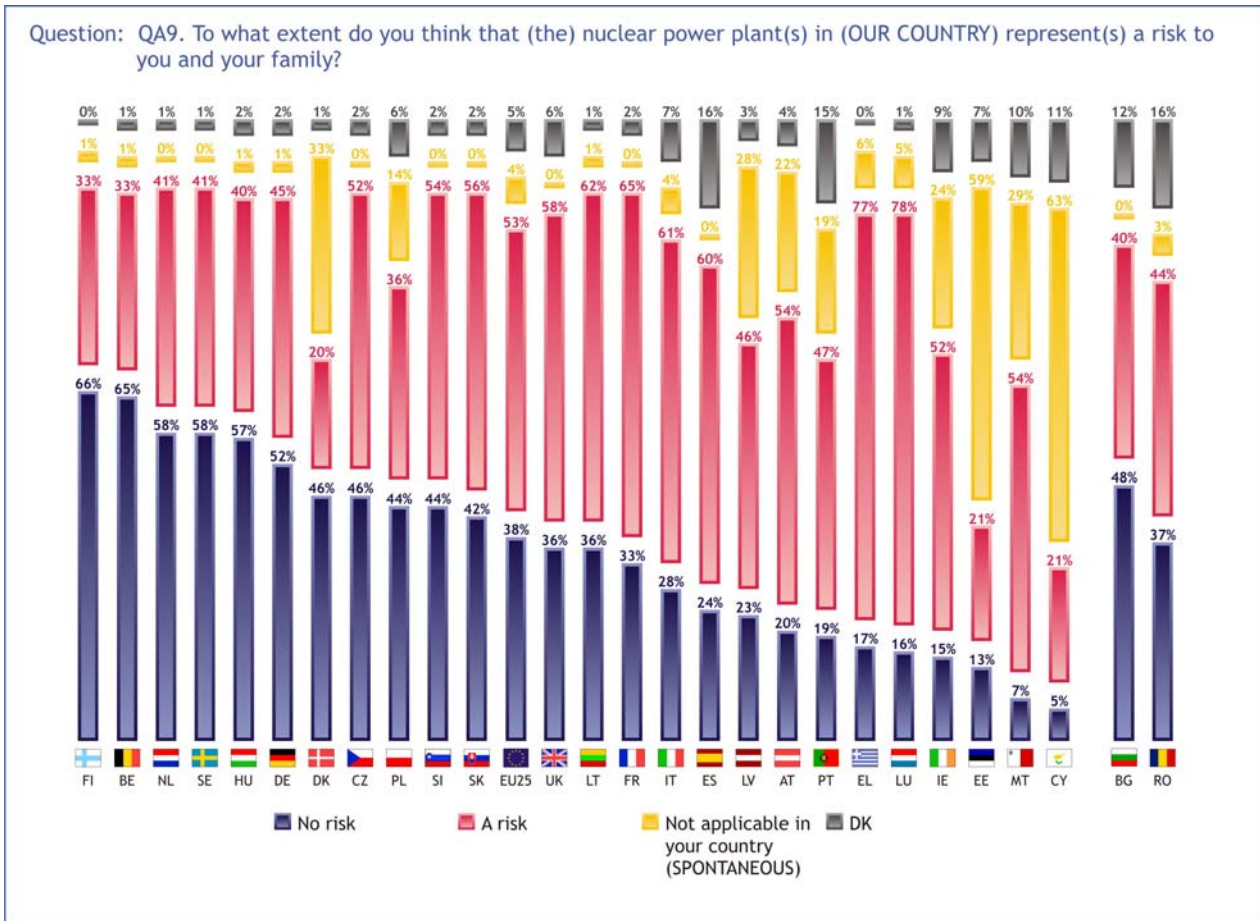
Finally, when having a closer look at the impact of personal experiences of nuclear issues on the general perception of nuclear energy, we can observe that any personal contact - be it in terms of having visited a NPP, living close to one or being familiar with working on nuclear energy issues - is linked with a more positive perception of nuclear energy.

This is particularly evident if a person has visited a NPP (47% vs. 31% for those who have not) or has worked on nuclear energy issues or known somebody who has worked on them (46% vs. 31%). However, it should be noted that in both these groups a substantial proportion of respondents still believe that the risks of nuclear energy outweigh its advantages (43% and 47% respectively).

## 2.2 Assessment of the risk level

Source Questionnaire: QA9

**- Many Europeans are afraid of nuclear power plants but a substantial share does not consider them to be a risk to them and their family -**



After examining the general risk perception of nuclear energy, respondents were asked to what extent nuclear power plants cause a danger in their country. This question was asked to everybody despite the fact that not all countries have operational nuclear power plants.

The first observation we can make is that citizens’ opinion on this issue are not consistently linked to whether their country has NPPs in operation or not.

Firstly, the countries where most citizens do not perceive nuclear power as a risk to them or their families have operating NPPs. These countries are Finland (66%), Belgium (65%), the Netherlands (58%), Sweden (58%), Hungary (57%), Germany (52%) and Bulgaria (48%).

However in many countries where a substantial share of electricity production is from nuclear power a majority of citizens consider that NPPs represent a risk. This is the case for France (65%), Lithuania (62%), Spain (60%), the UK (58%), Slovakia (56%), Slovenia (54%), the Czech Republic (52%) and Romania (37%).

Secondly, Luxembourgers (78%) and Greeks (77%) fear NPPs the most although there are no NPPs in these countries. This corresponds to the overall negative attitude towards nuclear energy in these countries which was observed in the first chapter. A similar pattern is observed for Italians (61%), Austrians (54%), Maltese (54%), the Irish (52%) and Latvians (46%).

Cypriots (63%), Estonians (59%) and Danes (33%) appear to link the fact that there are no NPPs in their countries with this question and most spontaneously answer that this question is not applicable for them.

An analysis of socio-demographic breakdowns does not bring any surprises as gender and education appear to be the most significant dividing factors. Females more often than males fear for themselves and their families because of the presence of NPPs. The more educated respondents are, the more they feel confident about the functioning of NPPs.

A review of the three factors mentioned in the introduction however gives some insight into Europeans' risk perceptions.

<b>To what extent do you think that (the) nuclear power plant(s) in (OUR COUNTRY) represent(s) a risk to you and your family?</b>		
	<b>A risk</b>	<b>No risk</b>
<b>EU25</b>	<b>53%</b>	<b>38%</b>
<b>Risks and advantages linked to nuclear power</b>		
Advantages outweigh risks	37%	58%
Risks outweigh advantages	65%	28%
<b>Experiences of nuclear energy</b>		
Personal experience	50%	46%
No personal experience	53%	36%
<b>Level of information on nuclear safety</b>		
Informed	45%	51%
Not informed	55%	35%

Not surprisingly, the risk perceptions of NPPs are directly linked to the general attitude toward nuclear power. It is worth noting, however, that even in the group of respondents who think that the advantages of nuclear power outweigh the risks it poses, over a third (37%) think that nuclear power plants present a risk to them and their families.

The effect of feeling informed of nuclear safety issues is evident but not particularly significant. 51% of those who feel informed do not consider NPPs to be a risk while a fairly equal share (45%) thinks that NPPs present a risk to them and their family.

Unlike in previous questions, personal experiences of nuclear issues do not appear to effect risk perceptions. Fairly equal shares of those who have personal experiences and of those who have not been directly in touch with nuclear issues think that NPPs are dangerous for them and their families. On the other hand, a clear difference is observed between these groups in terms of not perceiving a risk. This is due to the fact that respondents who do not have personal experiences of nuclear issues tend to have some difficulties in forming an opinion and they more often answer "don't know" to this question.

QA9 To what extent do you think that (the) nuclear power plant(s) in (OUR COUNTRY) represent(s) a risk to you and your family?	Visited a nuclear power plant		Lived in an area close (within a 50 km radius) to a nuclear power plant		Worked on nuclear energy issues or known somebody working on them	
	Yes	No	Yes	No	Yes	No
A risk	47%	53%	52%	52%	48%	53%
No risk	50%	38%	44%	38%	49%	38%
Not applicable in your country (SPONTANEOUS)	2%	4%	2%	4%	2%	4%
DK	1%	6%	2%	6%	2%	6%

Nevertheless, when we examine more closely different ways of being familiar with nuclear issues, we notice that respondents who have visited a NPP, worked on nuclear energy issues or known somebody working on them consider NPPs less of a risk than respondents who do not have such experiences. Opinions of people who have lived close to a NPP appear to be similar to opinions of respondents who have not lived in the vicinity of NPPs.

In conclusion, it can be said that even in the groups that are generally comfortable and familiar with nuclear issues there are enduring fears regarding the safety of nuclear power plants.



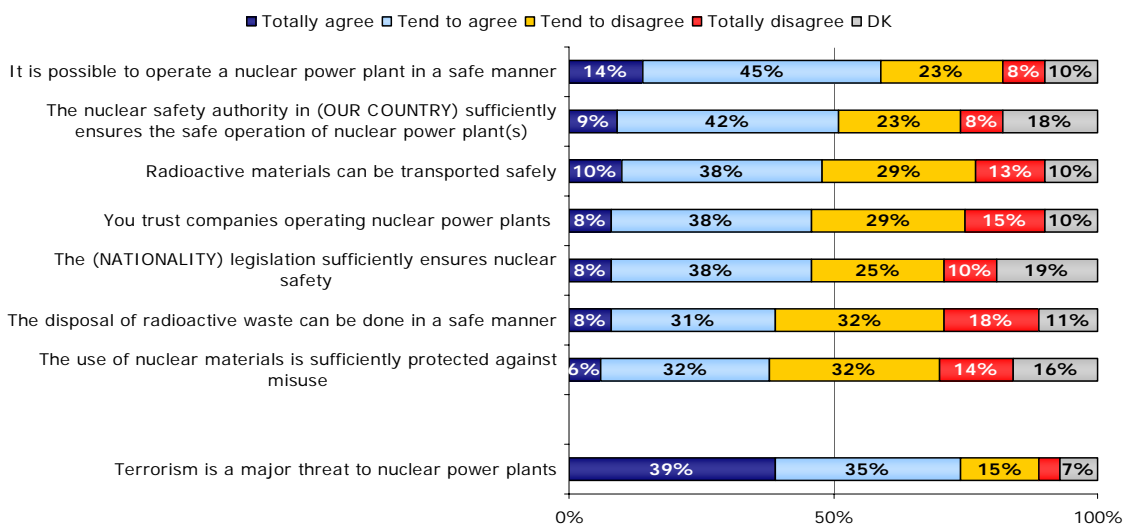
## 2.3 Perceived risk factors

Following the overall perception of nuclear energy's benefits and risks, respondents were asked to focus their attention on various risk factors related to nuclear energy in order to further analyse what influences their risk perceptions.

Source Questionnaire: QA10<sup>10</sup>

### - Europeans are divided over the risk factors –

QA10 To what extent do you agree or disagree with each of the following statements?  
- % EU25



When it comes to nuclear safety, **the highest risks are considered to be the threat of terrorism, the misuse of radioactive materials and the disposal of radioactive waste.** 74% of respondents agree that terrorism is a major threat to NPPs while 50% disagree with the view that radioactive waste could be managed safely and 46% disagree with the statement that nuclear materials are sufficiently protected against proliferation or other misuse.

On the other hand, the majority (59%) believe that NPPs can be operated in a safe manner and the majority also thinks that their national nuclear safety authority is capable of ensuring the safe operation of NPPs (51%).

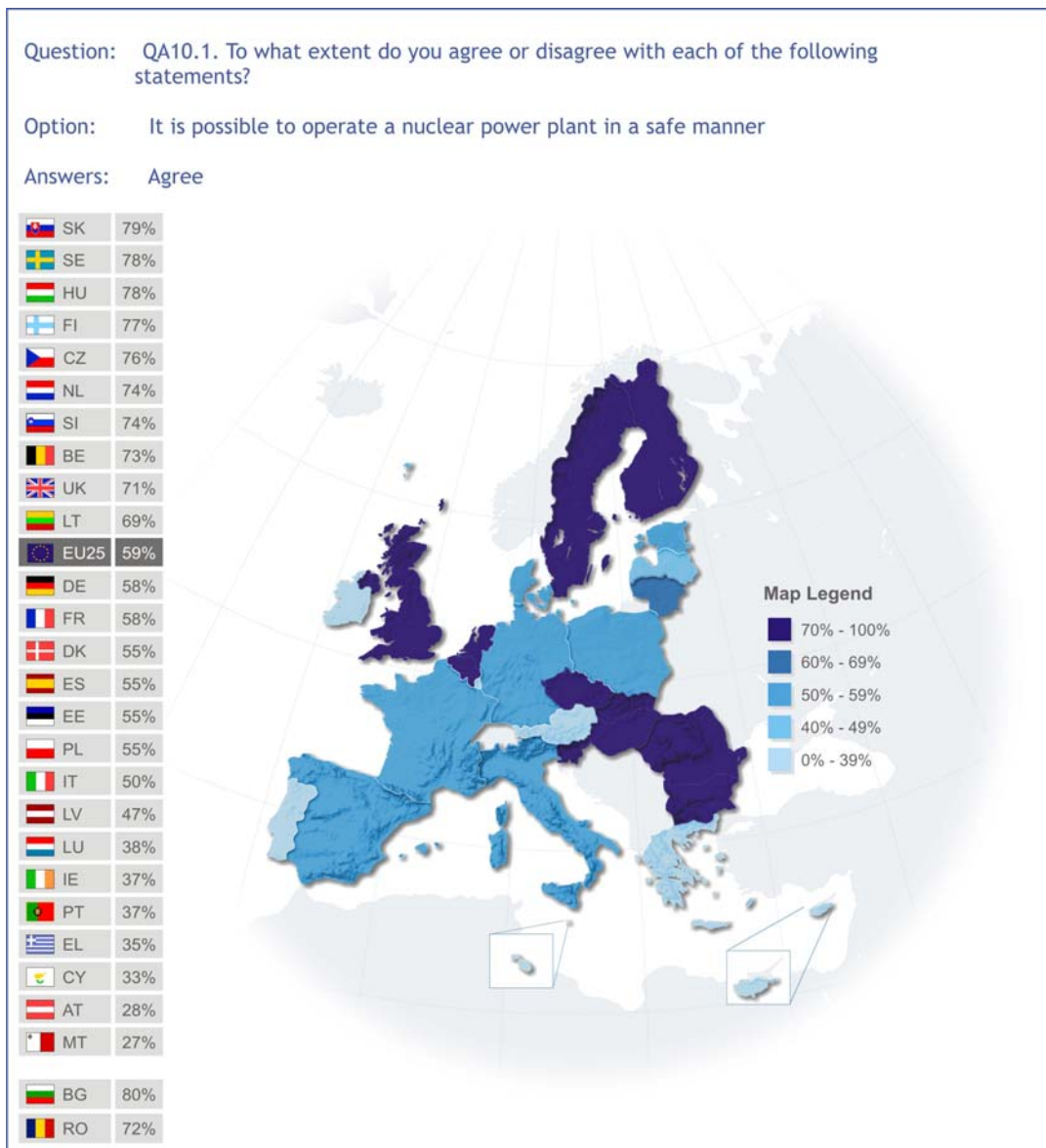
European public opinion is most divided over whether radioactive materials can be transported safely (48% agree vs. 42% disagree), the trustworthiness of companies operating nuclear power plants (46% vs. 44%) and the sufficiency of national nuclear safety legislation (46% vs. 35%). It should be noted however that, for all these statements, Europeans tend to take a positive rather than a negative stance.

In short, basic issues related to the functioning of NPPs, such as their safe operation or who controls them, do not provoke fear to the same extent as the "by-products" of nuclear energy production namely radioactive waste and the possible misuse in terms of terrorism or proliferation.

In the following pages we will briefly describe the main results for each factor.

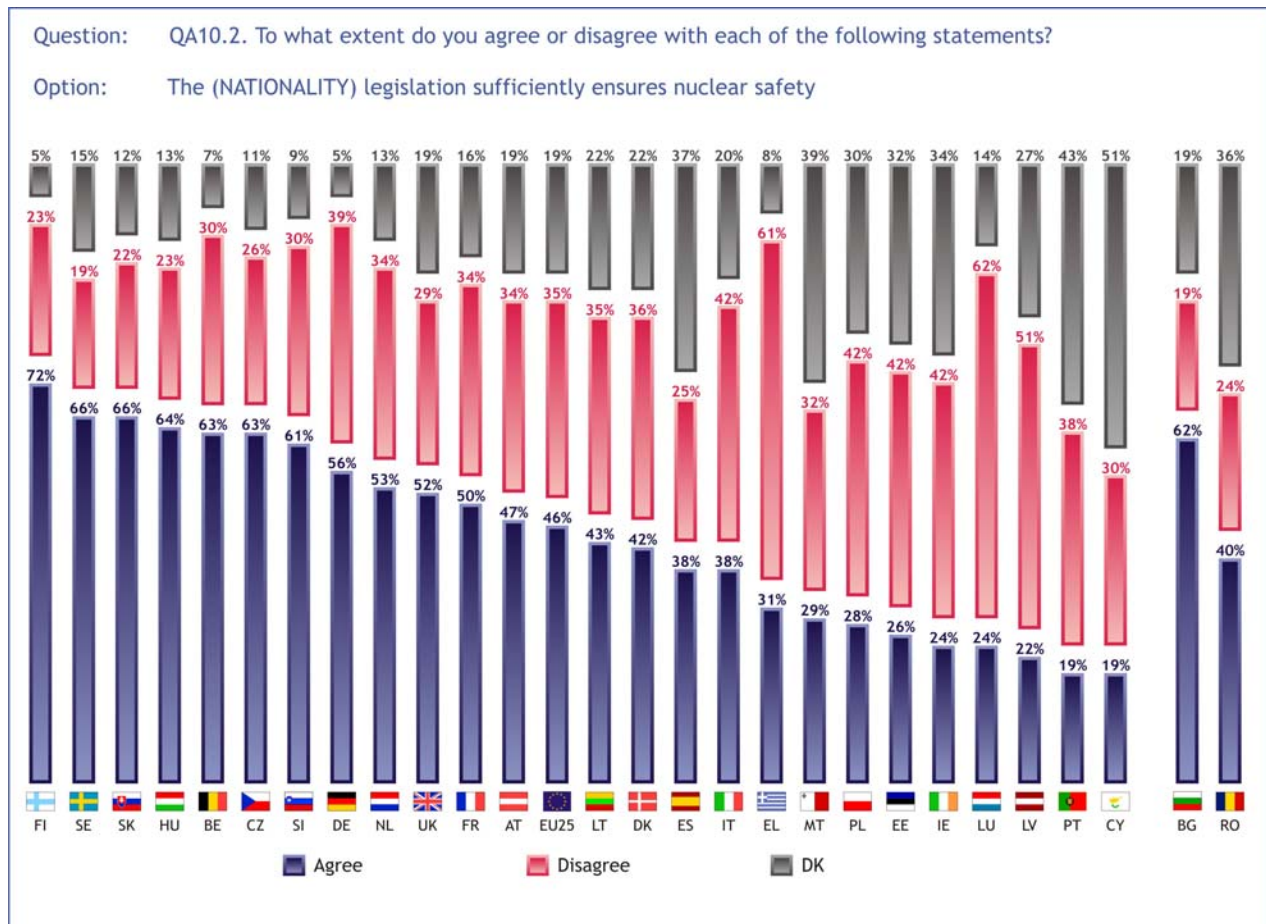
<sup>10</sup> In case of the statements concerning the national nuclear safety authority (QA10.3) and the national legislation ((QA10.2), the relatively high non-response rates (18% and 19%) can be partly explained by their low relevance in countries that do not have NPPs. This point is further discussed in the detailed analysis of these statements.

**- Citizens in countries that have nuclear power plants in operation tend to believe in their safe operation –**



- The majority of citizens in countries where there are nuclear power plants in operation are confident about their safe functioning. All these countries rank equal or above the countries where there are no operating NPPs in terms of agreeing with this statement.
- Three countries with NPPs fall below the EU average (59%). These are Germany (58%), France (58%) and Spain (55%).
- In the group of countries that do not have NPPs in operation, the Maltese (27%) and Austrians (28%) have the least faith in the safe functioning of NPPs while the majority of Danes (55%) think that it is possible to operate a nuclear power plant in a safe manner.

**- European public opinion is divided over the sufficiency of national legislation concerning nuclear safety -**

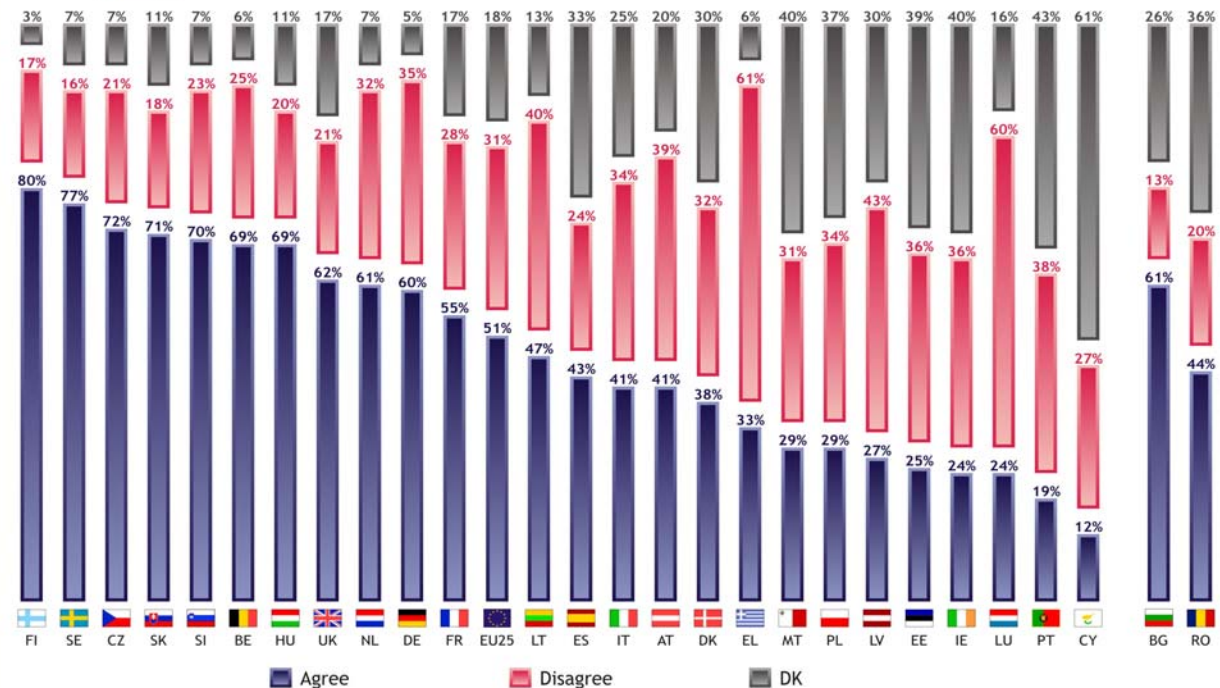


- Responses regarding whether national legislation sufficiently ensures nuclear safety are roughly divided based on whether a country has NPPs or not. Citizens in countries with NPPs tend more to trust the legislation than doubt its adequacy. Finland tops the ranks with 72% of respondents considering the legislation to be sufficient for ensuring nuclear safety.
- In countries without NPPs, the percentage of non-responses tends to be higher, for example in Cyprus (51%), Portugal (43%) and Malta (39%). This is understandable in the light that respondents may have difficulties to assess the adequacy of legislation since this issue is not directly related to their lives.
- Luxembourgers (62%) and Greeks (61%) are most dissatisfied with their national nuclear safety legislation despite the fact that there are no NPPs in these countries.
- Spanish respondents find it difficult to form an opinion on the state of their national legislation over their NPPs with 37% responding "don't know".

**- Respondents in countries with NPPs think that their nuclear safety authorities perform sufficiently -**

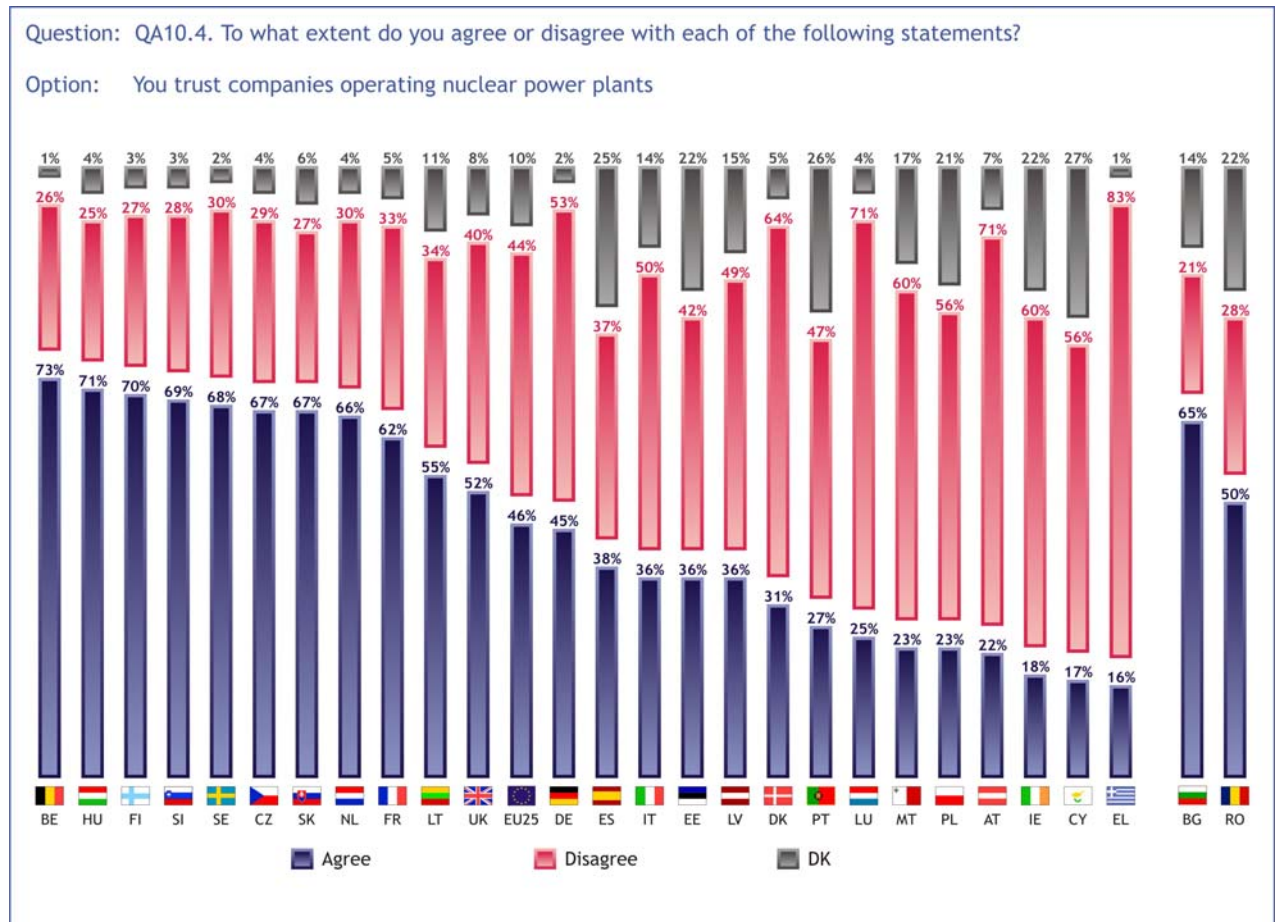
Question: QA10.3. To what extent do you agree or disagree with each of the following statements?

Option: The nuclear safety authority in (OUR COUNTRY) sufficiently ensures the safe operation of nuclear power plant(s)



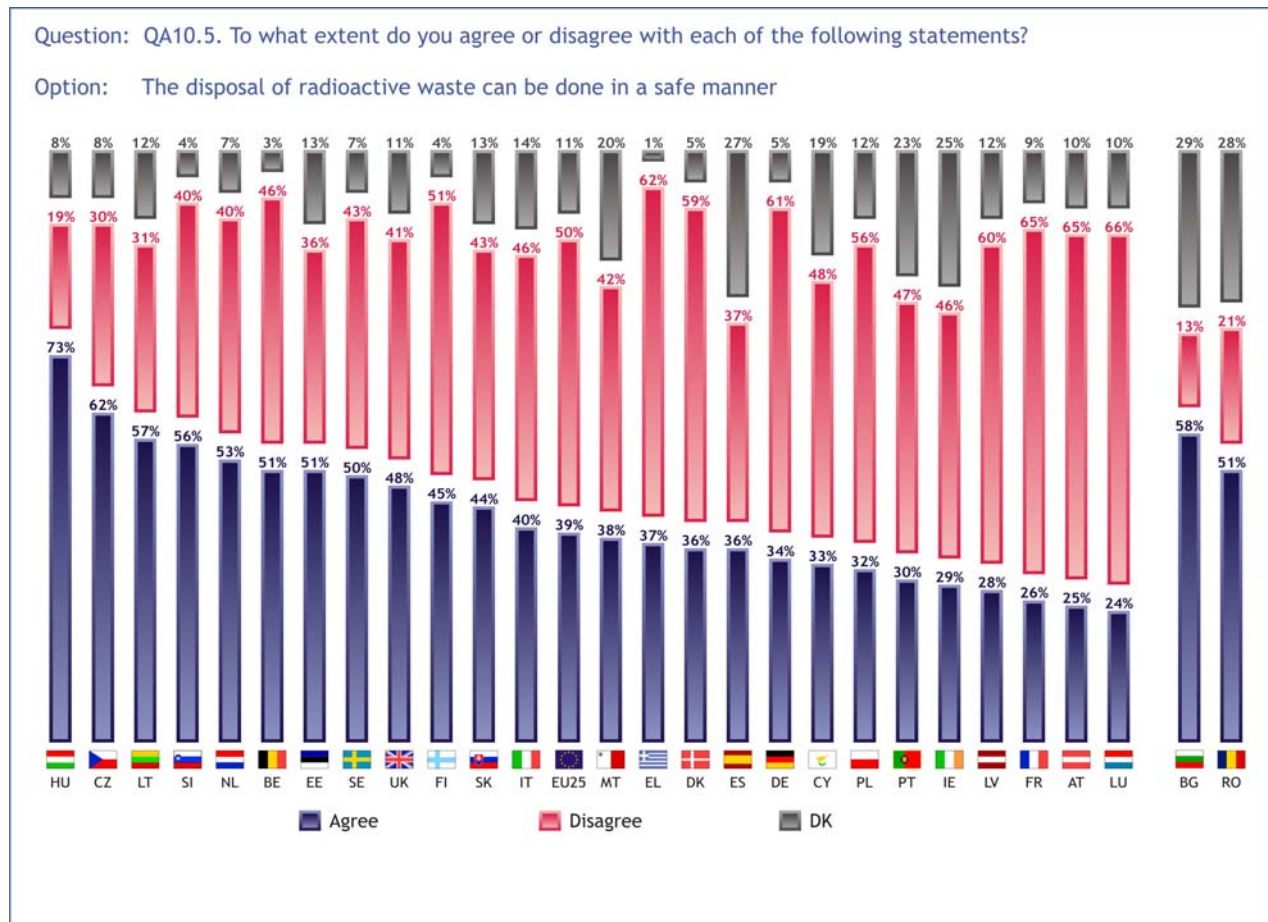
- Linked to the previous question about the sufficiency of national nuclear safety legislation, European public opinion on the performance of national nuclear safety authorities is even further divided.
- Again the existence of NPPs in a country makes the difference. All countries that have nuclear power plants (from Finland to Spain as well as Bulgaria and Romania) rank above the countries without NPPs in terms of confidence in the sufficient functioning of national nuclear safety authorities. Finns (80%) and Swedes (77%) in particular trust that their authorities can ensure the safe operation of NPPs.
- Greece (61%) and Luxembourg (60%) again stand out with almost two-thirds of respondents saying that their national nuclear safety authorities do not ensure safe operation of NPPs despite the non-existence of NPPs in these countries.
- In the remaining countries, the high non-response rates are again explained by a low relevance of this question in countries that do not have NPPs in operation. This is the case for example for Cyprus (61%) and Portugal (43%).

**- Companies are trusted in countries where there are nuclear power plants in operation -**



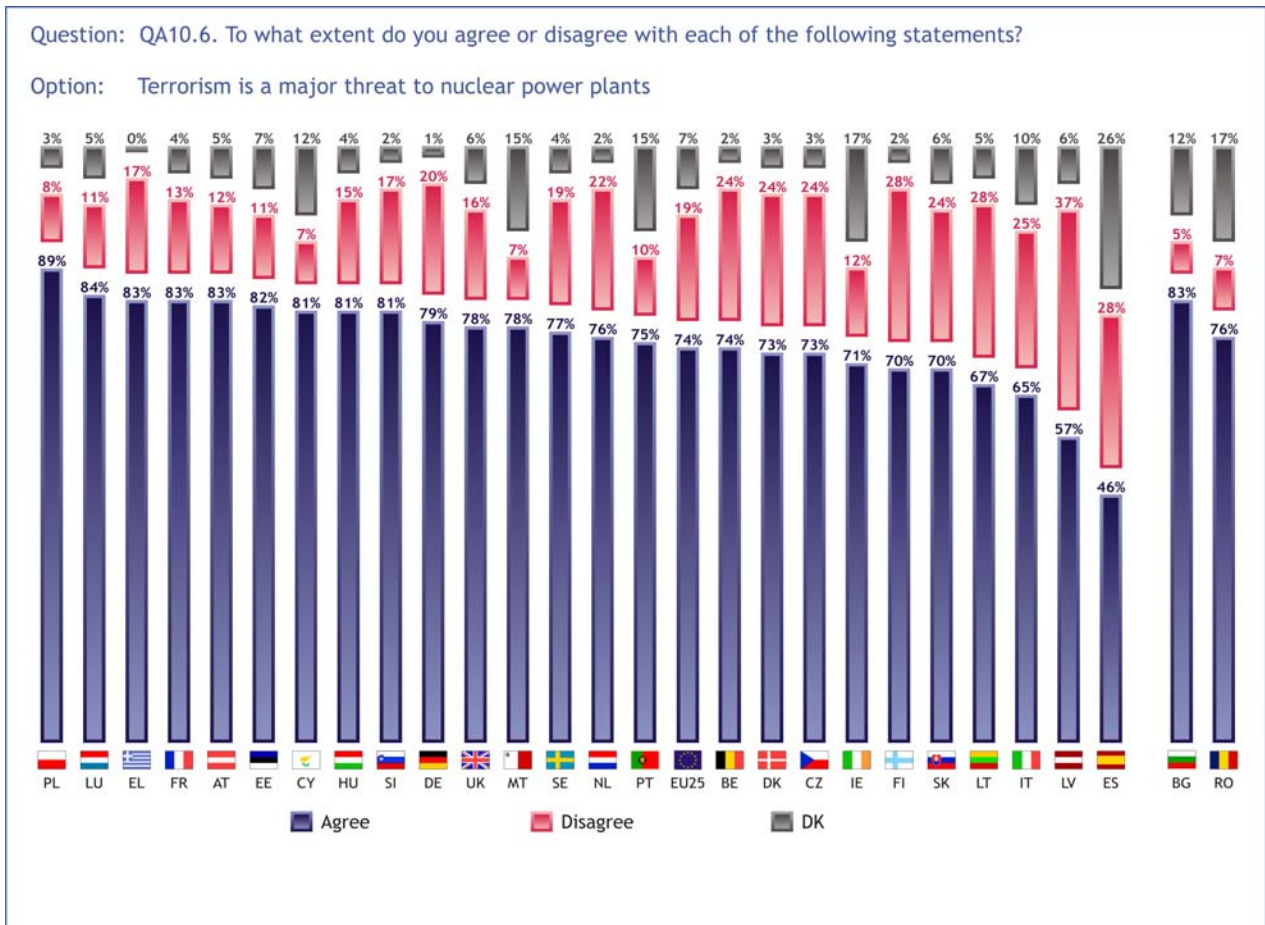
- The results can again be split in two segments according to whether a country has NPPs or not. In countries where there are NPPs in operation the majority of citizens trust that the companies that operate them are trustworthy with the exception of Germany, where the majority distrusts the operators of NPPs (53%).
- High levels of mistrust of companies are observed in countries without nuclear power plants: Greece (83%) and Luxembourg (71%) with Austria joining (71%).
- Higher overall levels of disagreement with this statement can be partly explained by the nature of the subject involved: companies have commercial interests and therefore people tend to question their integrity in general.

**- Europeans are not confident that the disposal of radioactive waste can be done in a safe manner -**



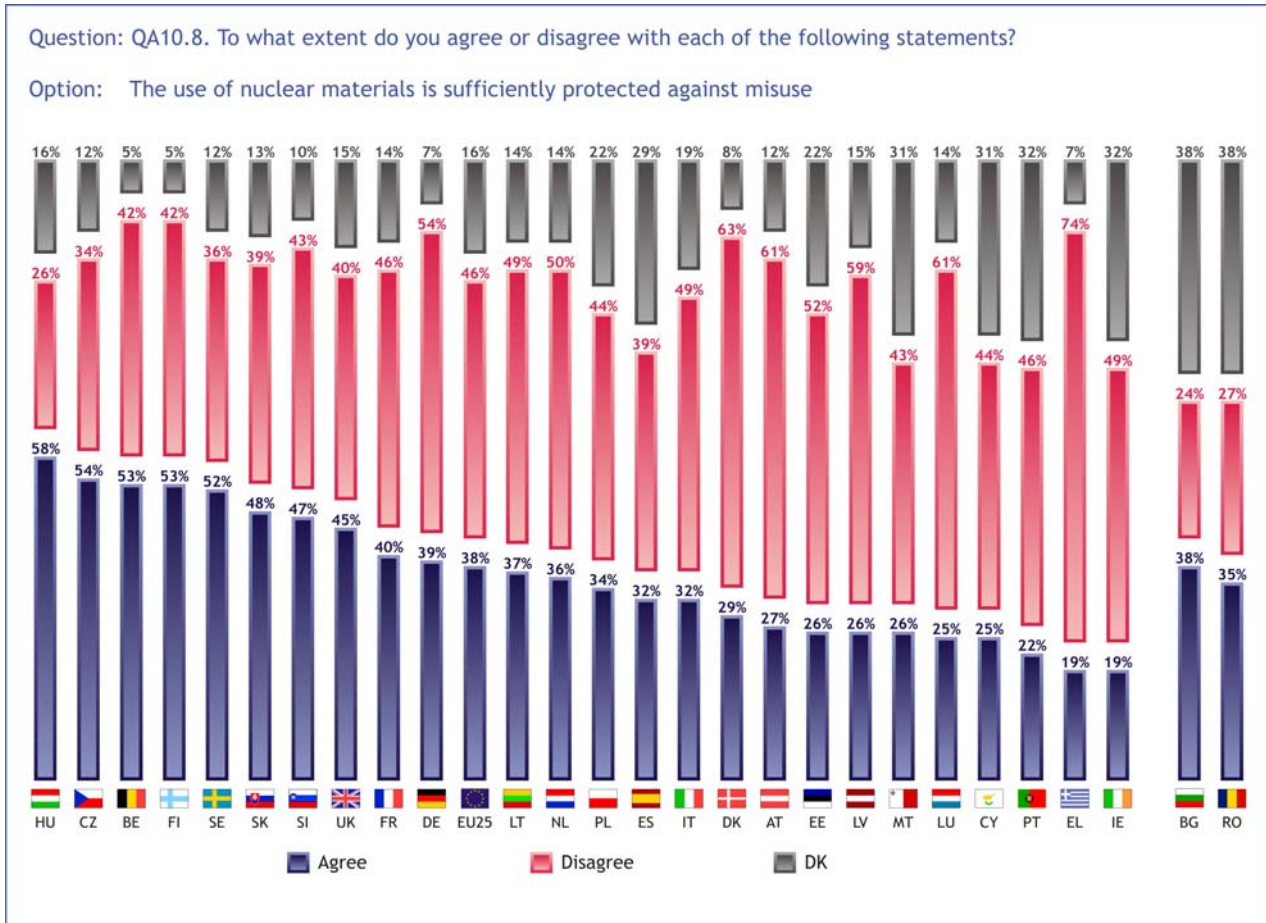
- Final management of radioactive waste has been a subject of debate in many countries. Exactly half of EU citizens do not believe that there is a safe way to carry out the final disposal of radioactive waste while 39% believe that a solution exists for it.
- In 12 out of 27 countries a comparative majority believes that there is a safe solution for the final management of radioactive waste. These are all countries that have NPPs in operation with the exception of Estonia.
- The highest levels of disbelief in safe management of waste are expressed in Luxembourg (66%), France (65%) and Austria (65%).
- At the time this survey was carried out, there were five countries where a principal decision has been made on the management of radioactive waste: Germany, France, Finland, Sweden and Luxembourg. This does not however seem to affect the results here.
- Interestingly, in France and Germany over 60% of citizens do not believe that radioactive waste can be managed safely despite the existence of government decisions on disposal of radioactive waste and the high share of nuclear power in electricity production in these countries.

- Europeans fear terrorist attacks against nuclear facilities -



- The possibility of terrorist attacks on NPPs tends to intimidate Europeans the most. The majority in every country with the exception of Spain considers this to be a major threat. Polish respondents in particular fear this possibility (89%).
- The borderless nature of international terrorism and the cross-border consequences of terrorist actions underline the observation that public opinion on this issue is not influenced by whether or not a country has NPPs.
- Considerably fewer Spanish respondents appear to be afraid of an attack on their nuclear power plants (46%). This could be however explained by a high level of non-responses (26%).

**- Europeans are not convinced that radioactive materials are sufficiently protected against misuse -**



- A comparative majority in 17 out of 27 countries (ranging from France to Ireland in the order of ranking) believes that there is a potential for misuse of nuclear materials. Greeks again have the greatest fears (74%) followed by Danes (63%), Luxembourgers and Austrians (61% both).
- In eight countries (from Hungary to the UK in the ranking order), the highest percentage of respondents think that measures to guard against the misuse of nuclear materials are satisfactory. There are NPPs in operation in all these countries.
- In some countries, non-response rates are high which could imply that the concept of misuse is not always clear. This is the case for example in Portugal (32%) and Malta (31%). In Bulgaria and Romania the largest segment of the poll is unable to form an opinion on this topic (38% in both).



### 3 KNOWLEDGE OF NUCLEAR ISSUES

This third chapter examines the actual knowledge of Europeans on issues related to nuclear energy and the extent to which this appears to be linked to their opinions and attitudes.

*Source Questionnaire: QA4*

**- Europeans have an average level of knowledge of nuclear issues -**

Respondents were presented with five factual statements about nuclear issues and asked whether they think they are true or not as follows:

1. Nuclear power plants operate in (OUR COUNTRY) (*correct answer depends on country*)<sup>11</sup>
2. (OUR COUNTRY) has decided to phase out nuclear energy (*correct answer depends on country*)
3. (NATIONALITY) Government has made a decision concerning the final management of radioactive waste (*correct answer depends on country*)
4. Nuclear power plants are the only users of radioactive materials (*false*)
5. About a third of the energy used within the EU is produced by nuclear power plants (*true*)

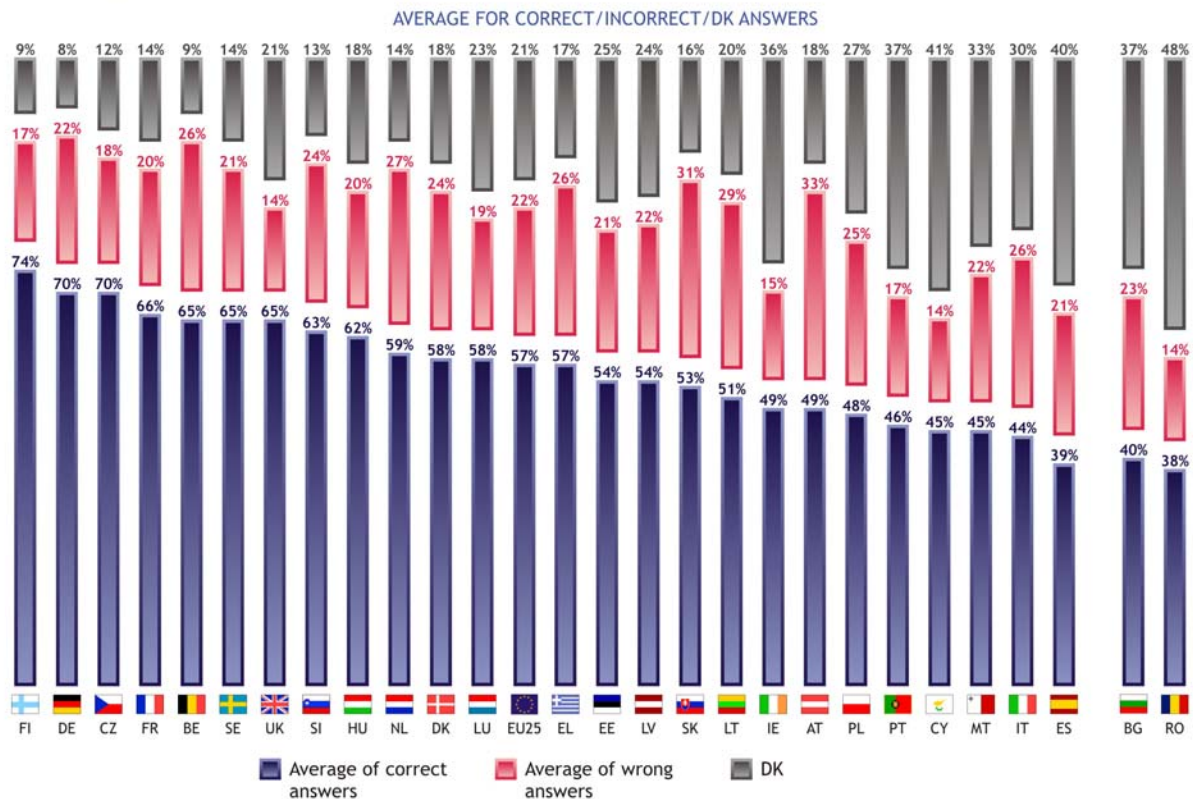
**Europeans appear to have a moderate level of knowledge of nuclear issues.**

The average number of correct responses is slightly below 3 out of 5 (57%). It is worth noting however that in every country with the exception of Spain and Romania (where the average of non-responses is highest) the average number of correct answers is higher than the average number of incorrect responses or non-responses.

---

<sup>11</sup> Correct answers per country for questions QA4.1-QA4.3 are indicated in the analysis of the statement in question.

Question : QA4. For each of the following statements please tell me whether you think it is true or false.



**Whether or not a country has NPPs seems to have a bearing on its citizens' knowledge.** The first ten countries with the highest averages of correct answers have nuclear power. Finns answer close to 4 out of 5 questions correctly (74%), followed closely by Germans and citizens of the Czech Republic (70% in both countries).

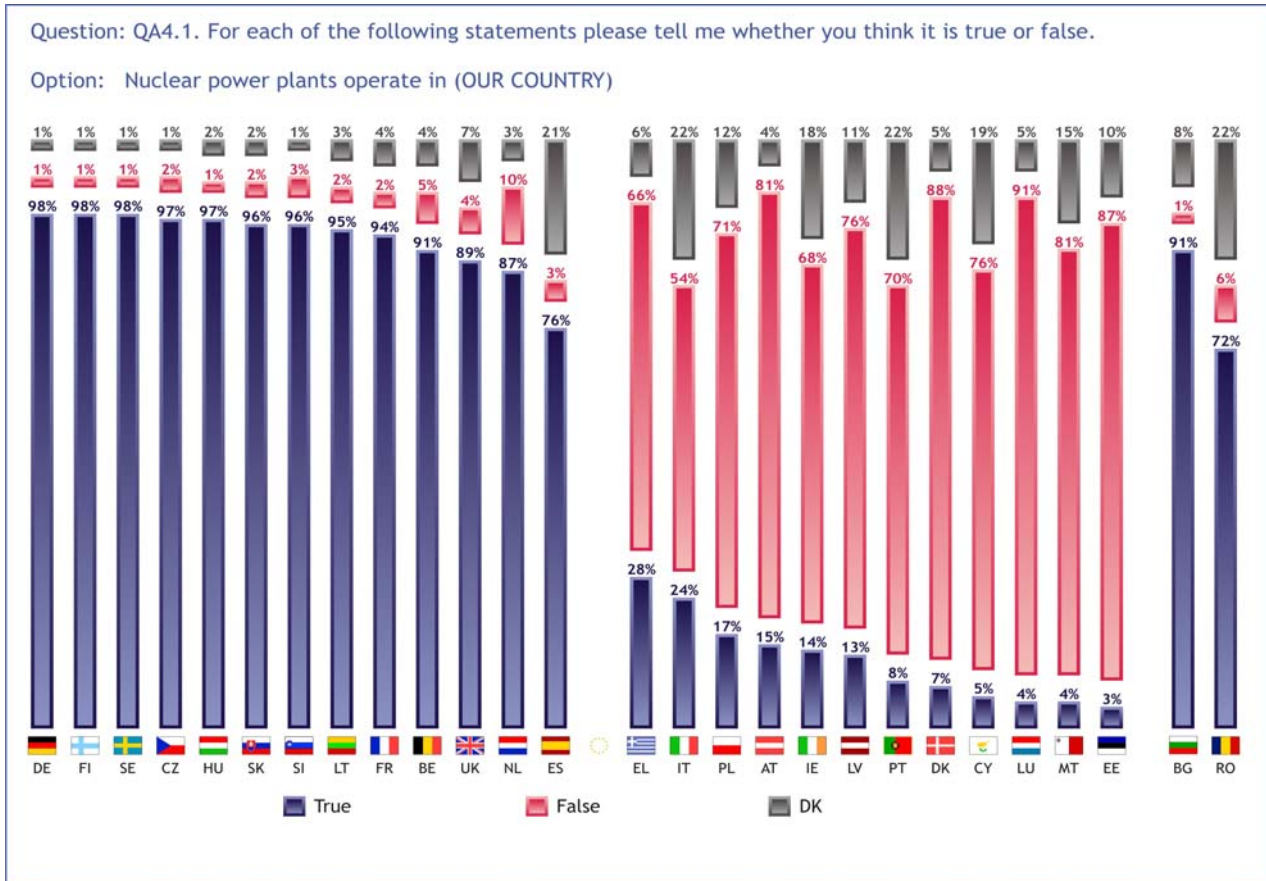
Spain (average correct answers 39%), Bulgaria (40%) and Romania (38%) are an exception to this pattern. In these countries, which all have NPPs, a large proportion of respondents are unable to answer questions. In Romania, the average of non-responses reaches its highest level, 48%.

Furthermore the share of "don't know" responses are on average higher in countries that do not have NPPs in operation. This holds true in particular for Cyprus (41%), Portugal (37%), Malta (33%) and Italy (30%).

This observation reinforces the hypotheses that there is a link between personal experiences and knowledge. In this context **it appears that people who have personal experiences of nuclear issues (i.e. those with NPPs in their country) also have a higher level of actual knowledge of the topic.**

### 3.1 Are there operating nuclear power plants in our country?

- *Europeans are well aware of whether there is a nuclear power plant in their country or not* -



In the introduction of this report we listed the countries which have nuclear power plant(s) in operation (15 countries) and the countries which do not have them (12). We have also seen that this background factor makes a difference in public opinion in terms of attitudes towards nuclear energy and risk perceptions.

When it comes to knowledge of the existence of nuclear power plants in their country, the considerable majority of citizens in each country are well informed.

**Respondents in countries which have operational NPPs in particular tend to be aware of their existence.** Spain, Romania and the Netherlands are slight exceptions. In Spain and Romania, around a fifth of citizens (21% and 22% respectively) are unable to give an answer to this question while 1 in 10 Dutch citizens think that there are no nuclear power plants in their country.

**Citizens in countries which do not have NPPs in operation are somewhat less aware of this fact.** Luxembourgers (91%), Danes (88%), Estonians (87%) and Austrians (81%) are most aware of that there are no NPPs in their country. At the same time, 28% of Greeks and 24% of Italians claim incorrectly that there are NPPs in operation in their country and around a fifth, again, Italians (22%), the Portuguese (22%), Cypriots (19%) and Irish respondents (18%) do not know whether this is true or not.

### 3.2 Has our country decided to phase out nuclear energy?

**- Europeans are uncertain of whether a decision has been taken to phase out nuclear energy in their country –**

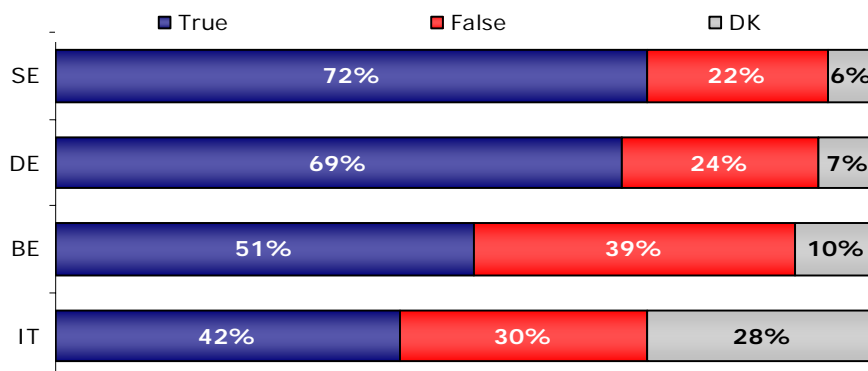
In this question, the term "to phase out nuclear energy" refers to an executive decision to give up the use of nuclear energy in a country. Consequently, this question in fact directly concerns only countries that have or have had NPPs in operation and in the remaining countries there has naturally been no such decision.

However, this question induced a wide range of correct, incorrect and "don't know" answers among Europeans, presumably for the following reasons: Firstly, citizens are not necessarily familiar with the status of legislative decision making in their country in general. Secondly, the concept of 'phasing out' may have been confused with a decision *not to use* nuclear power in a country or with a debate concerning the possibility of such a decision.

As a consequence, analysis of this question is not straight-forward and the countries are presented in four groups:

- countries that currently have/have previously had NPPs in operation and have made a decision to phase out nuclear energy
- countries where nuclear power has never been used and that have made a decision to not use it in the future
- countries that have made no decision concerning phasing out nuclear energy but could take such a decision since they have operating NPPs
- countries that have made no decisions concerning nuclear energy and do not have any NPPs

**QA4.2 (OUR COUNTRY) has decided to phase out nuclear energy - Correct answer: TRUE**

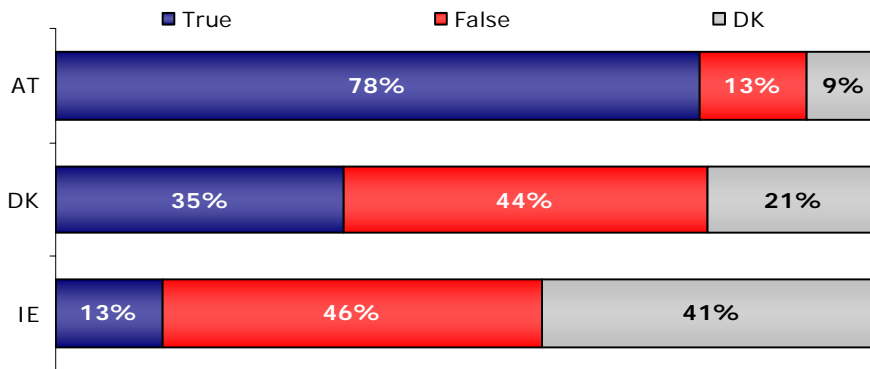


Four countries covered in this survey have taken the decision to phase out nuclear energy: Belgium, Germany, Italy and Sweden.

The level of knowledge on this question varies significantly depending on the country. In Sweden (72%), Germany (69%) and Belgium (51%), the majority of citizens are aware of the existence of this decision. A comparative majority in Italy (42%) also think that this is true but over a quarter (28%) is unable to reply to this question.

Overall, citizens of countries where the decision has been taken appear to be more aware of the current situation while citizens in countries which either intend to continue to use nuclear power or countries which have never used nuclear power tend to be uncertain about the state of affairs in their countries.

**QA4.2 (OUR COUNTRY) has decided to phase out nuclear energy - Countries that have a decision to not use nuclear energy**

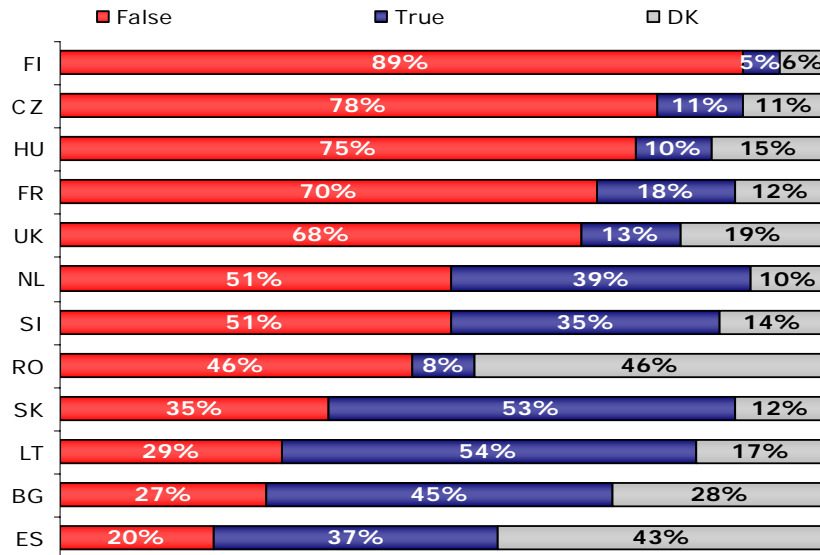


In the second group of countries - Austria, Denmark and Ireland - a decision has been made *not to use* nuclear energy. Here there appears to be a degree of confusion as some respondents in these countries think a decision has been made to *phase out* existing nuclear energy. This is particularly evident in the Austrian results - where 78% think that their country has made a decision to phase out nuclear energy, even though nuclear power has never been used.

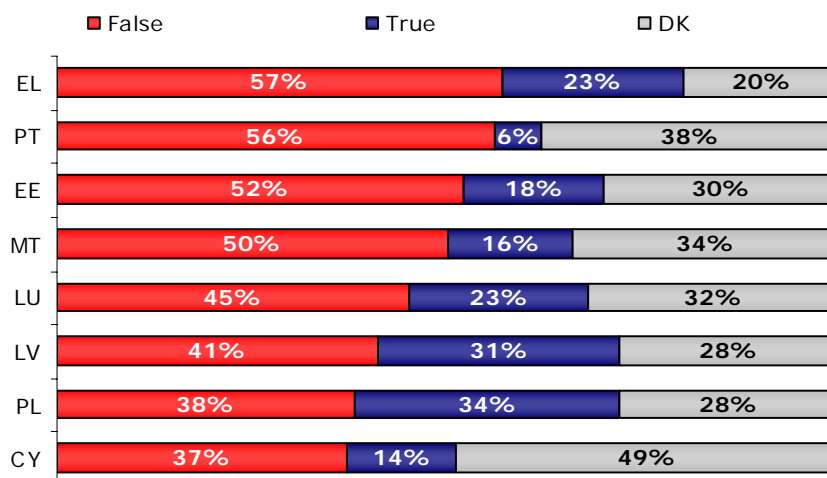
**Austrians** think (78%) that a decision has been made in their country to give up the use of nuclear power. This result becomes understandable when the country-specific context is taken into account. In a referendum in 1978 Austrian citizens rejected the opening of the country's first nuclear power plant in Zwentendorf. As a result the Austrian parliament prohibited the use of nuclear power in the country. Against this background the obvious conclusion is that Austrians appear to be aware of the fact that there is a government decision to perhaps not phase out but rather to not use nuclear power.

On the contrary, public opinion is divided in Denmark and Ireland and high non-response rates are observed for both countries. A relative majority of Danes (44%) and Irish (46%), however, believe that their counties have not decided to phase out nuclear energy.

**QA4.2 (OUR COUNTRY) has decided to phase out nuclear energy**  
 - Countries that have NPPs but no decision



**QA4.2 (OUR COUNTRY) has decided to phase out nuclear energy**  
 - Countries without NPPs and no decision



In the remaining 20 countries no such decisions to phase out or not to use nuclear energy have been taken. There is much variation between countries. Practically everyone in **Finland** knows that their national administration has not decided to phase out nuclear energy (89%). This figure is understandable considering that the construction of a fifth Finnish nuclear power plant is currently underway.

**Concerning the overall results, it seems that Europeans are not very familiar with this topic.** Many reply "don't know", in particular in Cyprus (49%), Romania (46%) and Spain (43%). It is also worth pointing out that over half of Lithuanians (54%) and Slovaks (53%) mistakenly believe that their countries have decided to give up the use of nuclear power. **This also underlines the observation that Europeans do not seem to be familiar with the term "to phase out".**

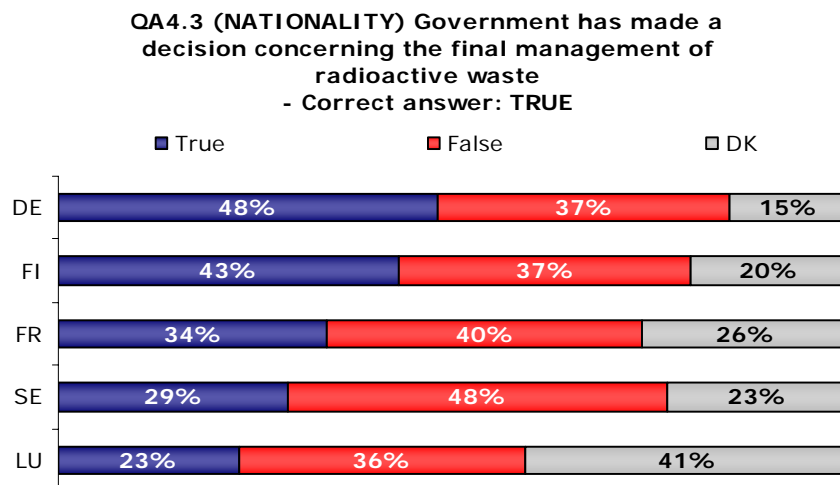
### 3.3 Is there a decision concerning the management of radioactive waste in our country?

The topic of radioactive waste has been under continuous debate in Europe for some time. Today, there is still no consensus on how to best manage the disposal of radioactive waste.

In the Eurobarometer poll on radioactive waste, carried out in 2005, 38% of EU citizens who were opposed in principal to nuclear energy claimed that they would be more supportive if the problem of the final management of radioactive waste was solved<sup>12</sup>. Another finding of this study was, however, that **Europeans are not very familiar with the topic of radioactive waste**.

This latter finding is reinforced by this study. When respondents are asked whether their Government has taken a decision concerning the final management of radioactive waste, replies in each country appear to be either divided between "true" and "false" or citizens are inclined to say that they do not know.

**- Europeans are not well-aware of whether there is a decision concerning the final management of radioactive waste in their country -**



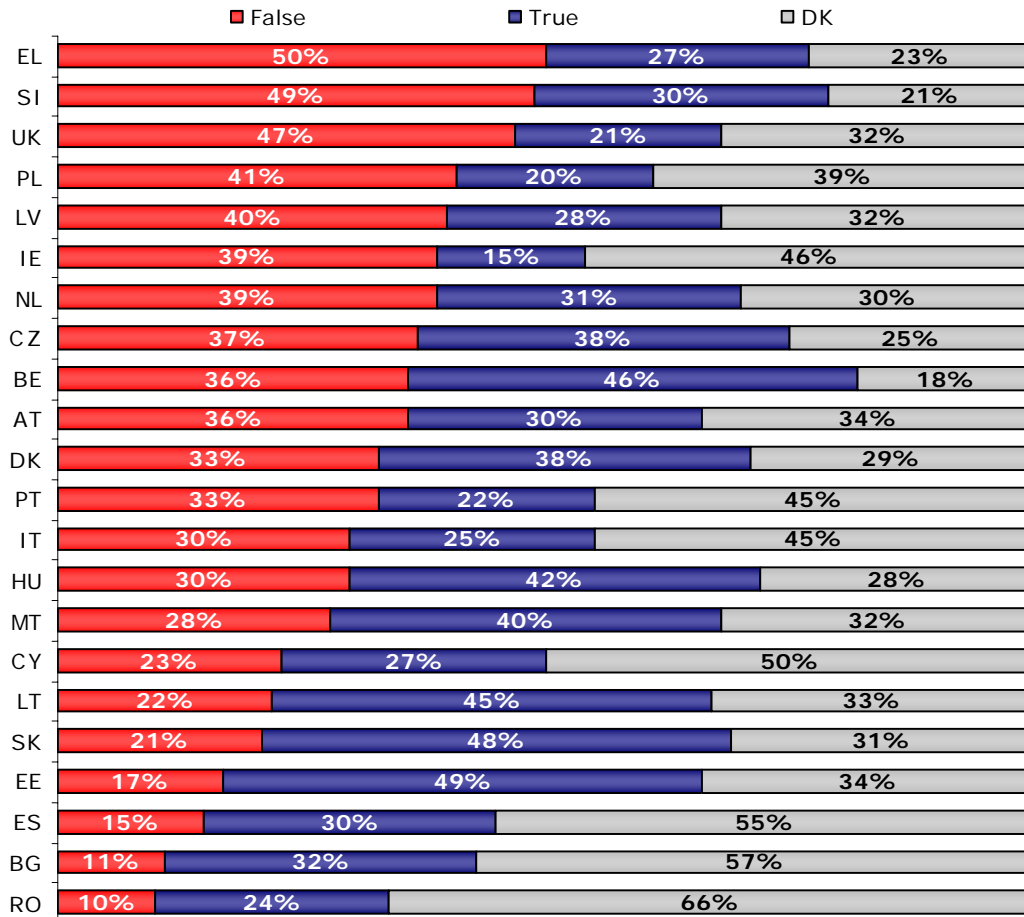
There are again five countries where this executive decision has been taken (Germany, France, Luxembourg, Finland and Sweden) but this does not seem to imply a better knowledge of the topic. It should be noted that 'having a decision' refers here to having a decision about the method of final management of radioactive waste but not necessarily concerning the location of site.

In Germany (48%) and Finland (43%) slightly more respondents say the statement is true than those who claim the opposite. However in France (34%), Sweden (29%) and Luxembourg (23%), only a minority is aware of the existence of such a decision.

High shares of non-responses are common for all these countries. In Luxembourg it comprises two-fifths of the poll (41%). There are also large segments of the population who claim that no such decision has taken place in their country. Almost half of Swedes hold this inaccurate view (48%).

<sup>12</sup> Questions Q2 and Q3 in the Special EB 227: Radioactive Waste in [http://ec.europa.eu/public\\_opinion/archives/ebs/ebs\\_227\\_en.pdf](http://ec.europa.eu/public_opinion/archives/ebs/ebs_227_en.pdf)

**QA4.3 (NATIONALITY) Government has made a decision concerning the final management of radioactive waste**  
- Correct answer: FALSE



The first observation concerning the results **from countries that have not made a decision concerning the final management of radioactive waste is that citizens have very little knowledge of the situation existing in their countries.**

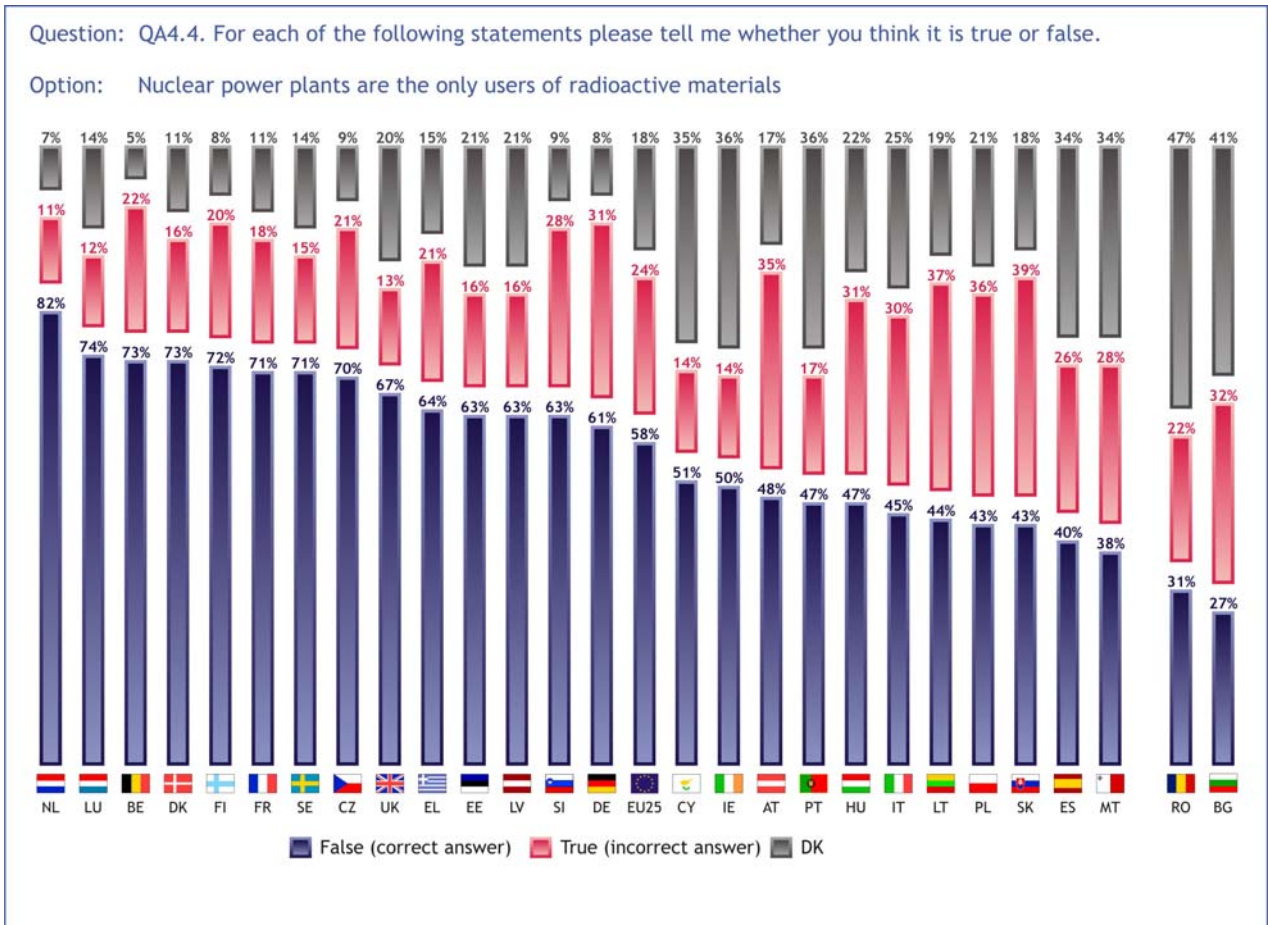
There are many incorrect answers, for example in Estonia (49% reply incorrectly that the statement is true), Slovakia (48%) and Belgium (46%) which implies widespread lack of knowledge of this issue.

Greeks (50% saying false), Slovenians (49%) and Brits (47%) however seem to be fairly well informed of the fact that their countries have not made a decision concerning radioactive waste. It should be noted also however that in these three countries the share of those who cannot give an answer to this question reaches over a fifth of those polled (23%, 21% and 32% respectively).

Again it can be assumed that many respondents in countries that do not have nuclear power plants in operation do not consider this question to be relevant.



### 3.4 Where are radioactive materials used?



**Europeans are more or less aware that radioactive materials are not only used in NPPs.** 58% of the poll correctly answers that NPPs are not the only users of such materials while 24% of respondents claim the opposite.

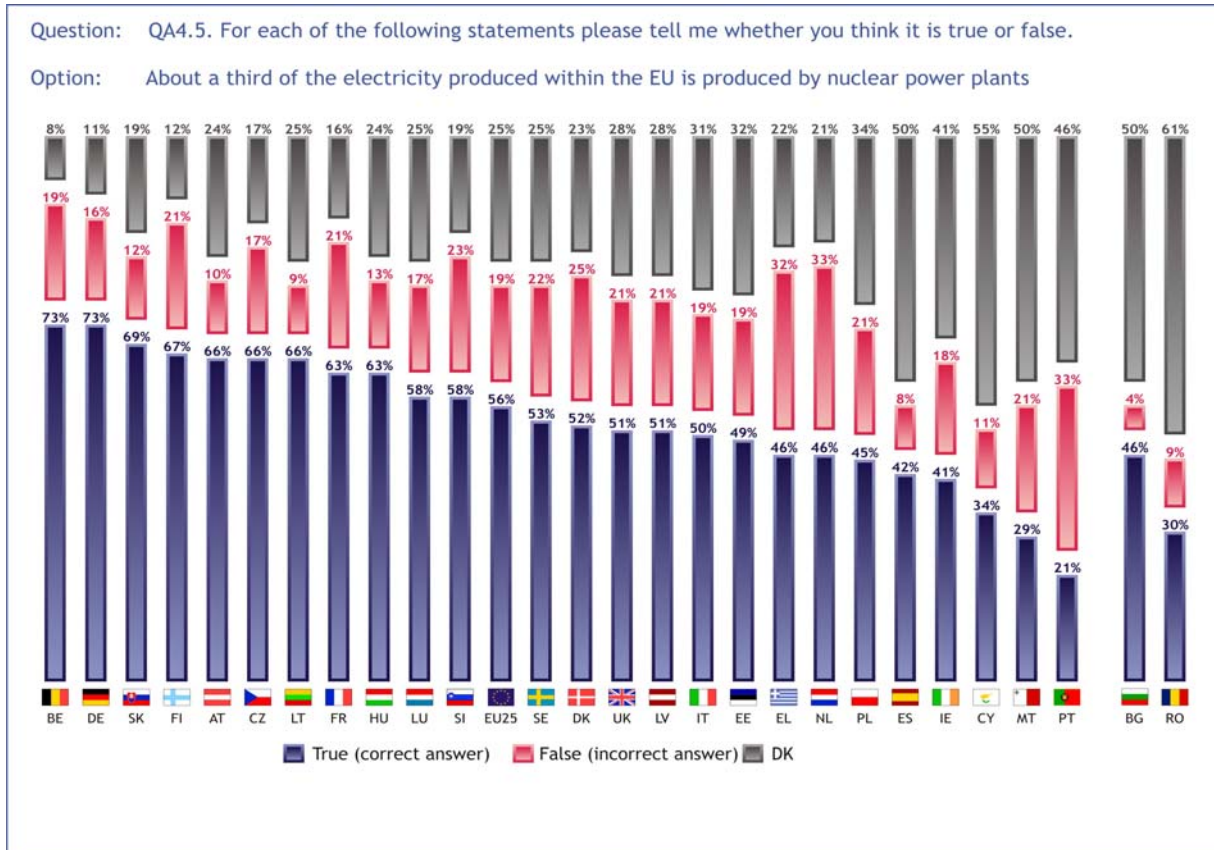
Dutch respondents in particular are aware of the fact that radioactive materials are used for several functions and not only for electricity production (82%), followed by a group of countries, ranging from Luxembourg to the Czech Republic in the order of ranking, where 70% or more of respondents answer correctly.

In 8 countries, a substantial share of citizens think that nuclear materials are exclusively used in nuclear power plants. Slovaks (39%), Lithuanians (37%) and Poles (36%) in particular think that this is true, although still a majority in each country gives the correct answer.

Low levels of correct answers to this question however tend to be caused more by high levels of non-responses than by significantly higher proportions of incorrect answers. This is in particular the case for respondents in the two acceding countries Romania and Bulgaria. 47% and 41% of respondents respectively are unable to answer this question which implies that there is a need for more information on the use of radioactive materials in these countries.

### 3.5 How much electricity is produced by nuclear power in the EU?

- Most Europeans are aware of the share of nuclear energy in energy production but a quarter is not familiar with this issue -



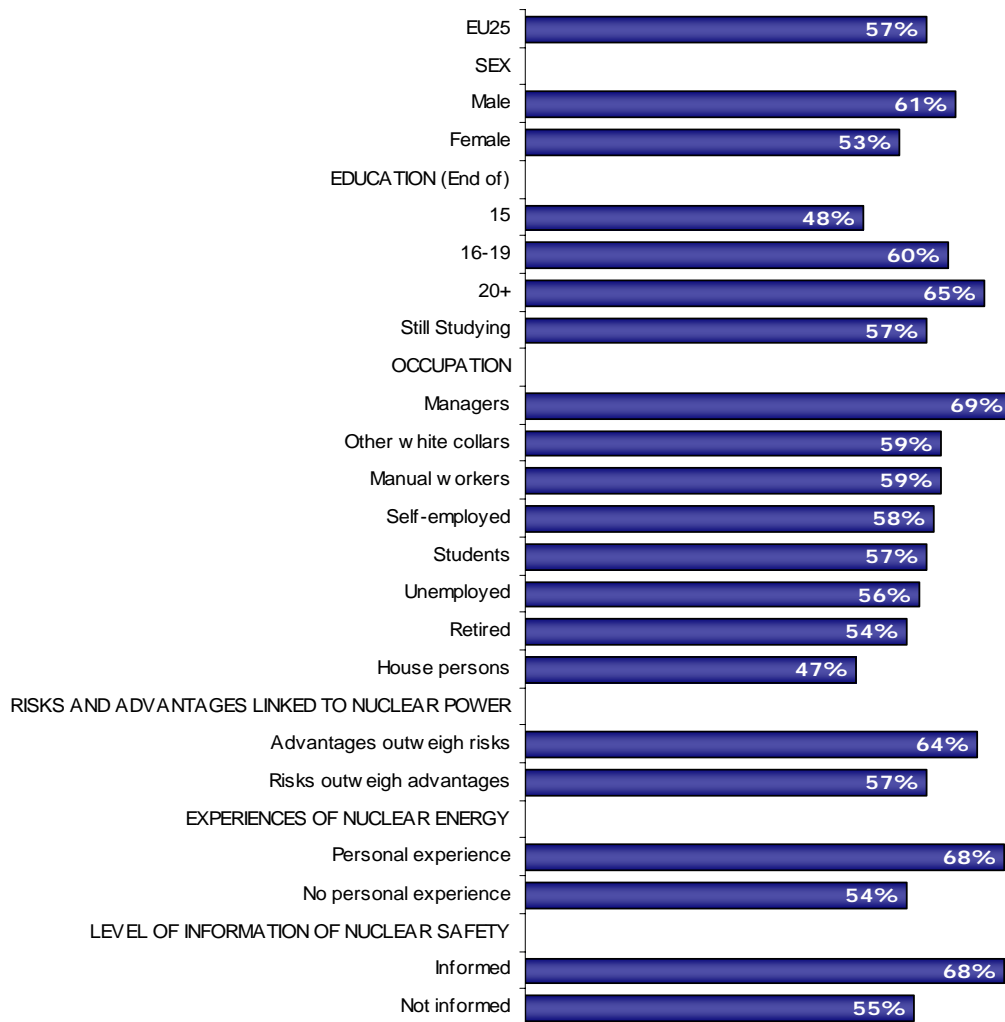
The majority (56%) of Europeans are aware of the share of nuclear energy in the total electricity production of the EU. However, almost as many incorrectly believe that this is not the case (19%) or are not able to answer to this question (25%).

Large differences are observed between countries when it comes to knowledge of the share of nuclear energy in total electricity production within the EU. **In most countries citizens are aware of the fact that about a third of electricity used within the EU is produced by nuclear power.** The figures for countries however vary considerably, from 73% in Belgium and Germany to 21% in Portugal, the only country where those who give the incorrect answer outnumber those who give the correct answer.

These differences are again in principal caused by high levels of non-responses in most of the countries. In seven countries, 40% or more of respondents are unable to answer this question. The non-response rate reaches its highest level in Romania (61%) but is considerably high also in Cyprus (55%), Spain, Malta and Bulgaria (50% each). On average, non-response rates are higher in countries which do not have NPPs in operation.

The share of correct answers is highest in countries that have NPPs in operation, namely Belgium (73%), Germany (73%), Slovakia (69%) and Finland (67%).

**QA4 For each of the following statements please tell me whether you think it is true or false - Average of correct answers %**



To conclude this chapter we take a look at socio-demographic breakdowns.

**Gender, education levels and occupations all have an effect on respondents' level of knowledge of nuclear issues.** Given that we have already observed a link between these socio-demographic categories and respondents' attitudes towards nuclear energy and their risk perceptions, this result is not surprising.

Males, those who studied at least until 20 and a related group, managers are significantly more knowledgeable of nuclear issues than females, those with a lower level of education and respondents in other occupational categories.

Finally, an overall positive attitude towards nuclear energy, personal experiences of nuclear issues and the feeling of being informed about of nuclear safety are linked to better knowledge of nuclear issues.

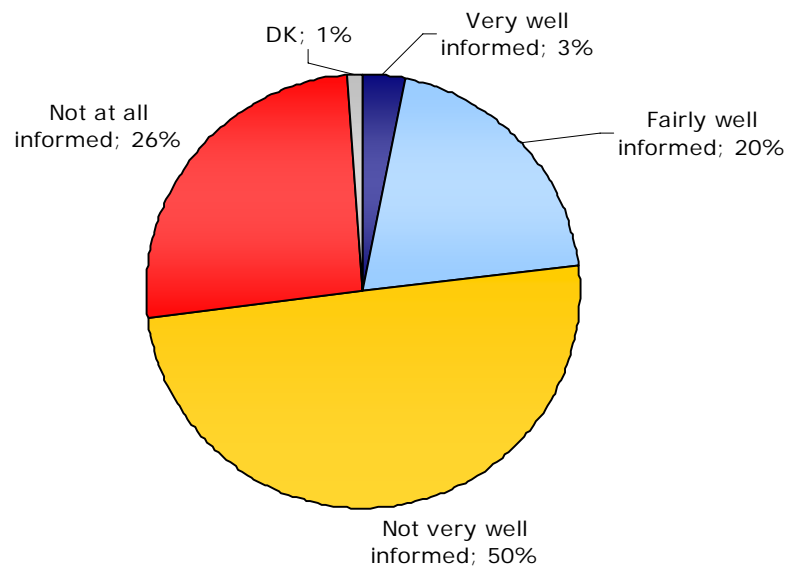
## 4 INFORMATION ON NUCLEAR ENERGY AND SAFETY

In the previous chapter we established that Europeans have a fair level of knowledge of nuclear issues even if it is somewhat unevenly spread over the continent. We will now examine how satisfied they are in terms of feeling informed about nuclear safety and receiving sufficient information on the topic in the media and in schools. We end this chapter by examining what sources of information on nuclear safety people trust the most.

### 4.1 Level of feeling informed

Source Questionnaire: QA5

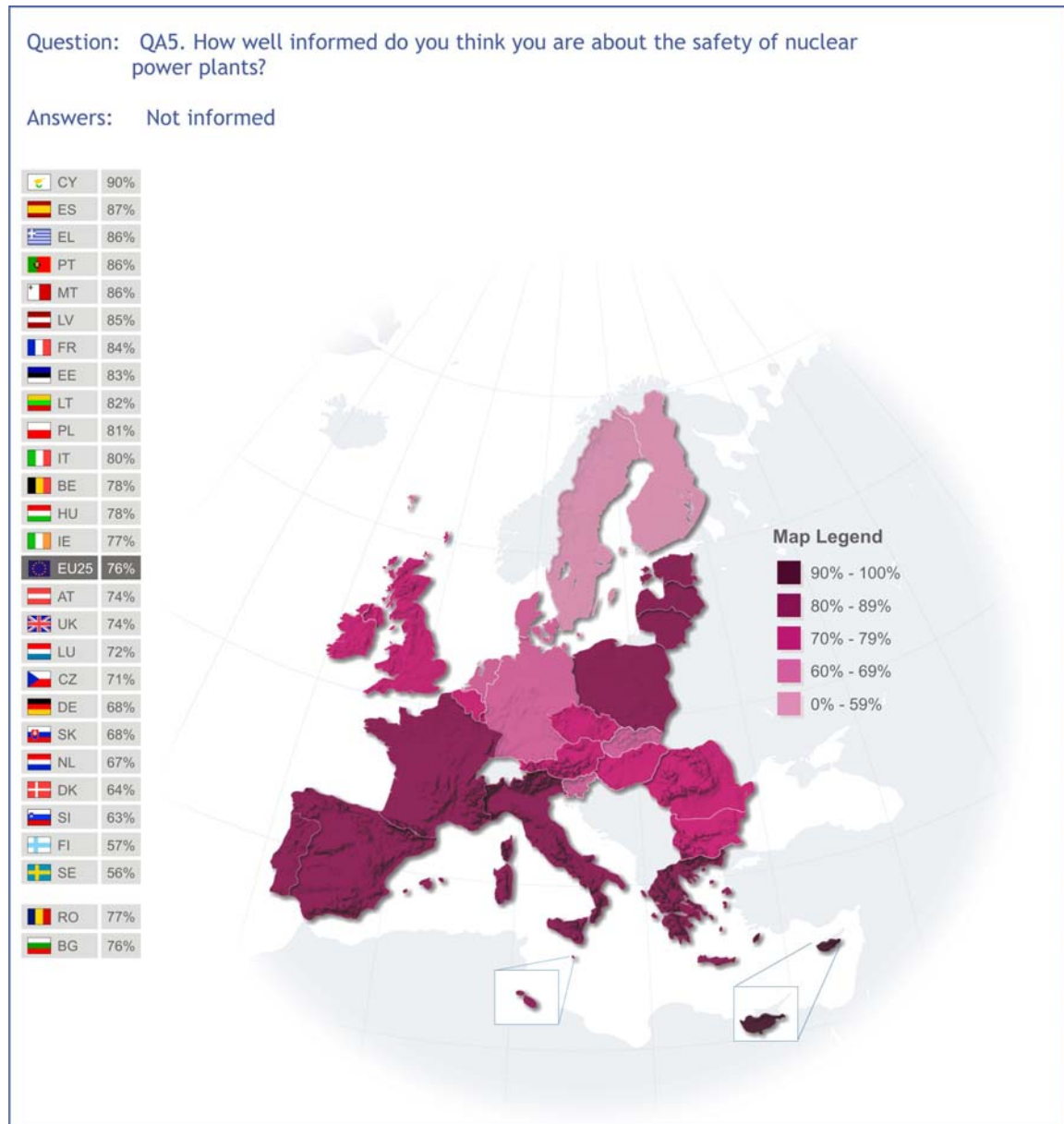
QA5 How well informed do you think you are about the safety of nuclear power plants? - % EU 25



**Europeans are not familiar with safety issues related to nuclear power plants.**

A quarter feel completely uninformed about them (26%) and a further 50% say that they are not very well informed. As for the remaining quarter of respondents, the majority feel fairly well informed (20%) and a minority of 3% feel very well informed.

**- The majority in every country feel uninformed about nuclear safety -**






The feeling of being informed is again, perhaps unsurprisingly, linked to whether a country has nuclear power plants or not with the exception of Spain. In southern European countries such as Cyprus (90%), Greece (86%), Portugal (86%) and Malta (86%) the vast majority of citizens do not feel informed about the safety of nuclear power plants which reflects the fact that there are no NPPs in these countries.

On the other hand, countries with a high share of electricity produced by NPPs, namely Sweden (56%) and Finland (57%) have the lowest number of citizens who do not feel informed. It should however be noted that even in these two countries this group constitutes the majority of the poll.

It is worth mentioning that the average of correct answers for the five questions discussed in the previous chapter for those who feel uninformed is 55%. In other words, even if they do not feel informed they still hold a relatively high level of awareness of nuclear issues in general.

The same socio-demographic patterns that have been observed throughout this study also apply to the feeling of being informed:

**How well informed do you think you are about the safety of nuclear power plants?**

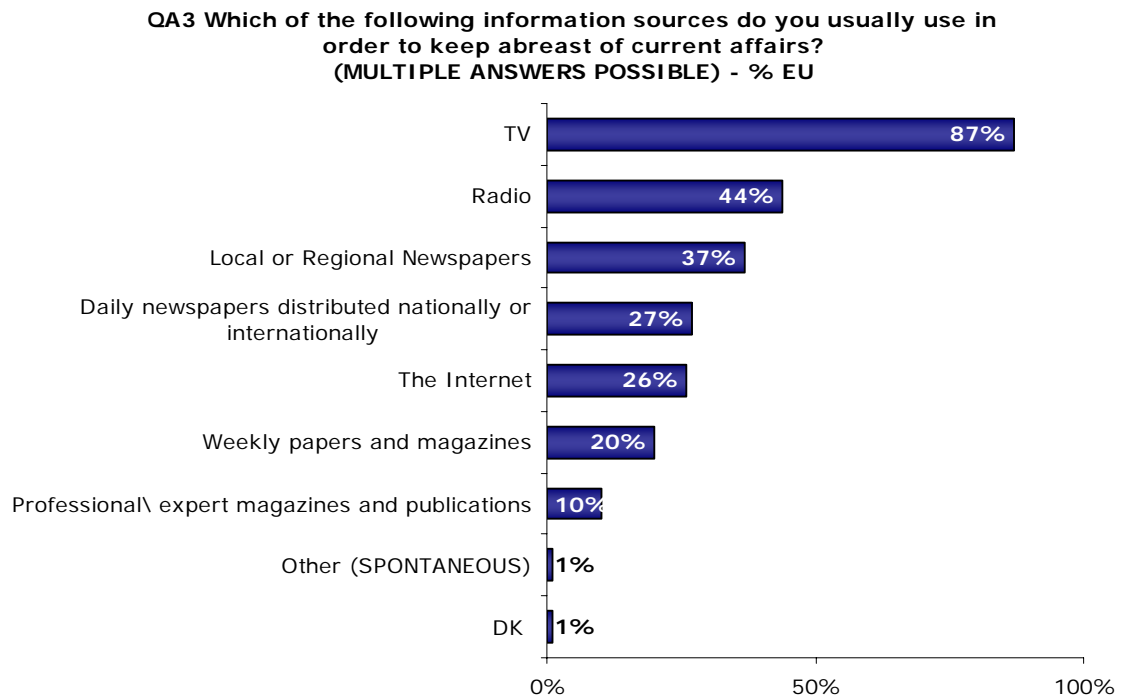
	Informed	Not informed	DK
<b>EU25</b>	<b>23%</b>	<b>76%</b>	<b>1%</b>
 <b>Sex</b>			
Male	<b>29%</b>	70%	1%
Female	16%	83%	1%
 <b>Education (End of)</b>			
15	16%	83%	1%
16-19	21%	79%	-
20+	<b>33%</b>	66%	1%
Still Studying	24%	75%	1%
 <b>Respondent occupation scale</b>			
Self-employed	25%	75%	-
Managers	<b>37%</b>	62%	1%
Other white collars	22%	77%	1%
Manual workers	20%	80%	-
House persons	14%	84%	2%
Unemployed	16%	83%	1%
Retired	22%	77%	1%
Students	24%	75%	1%
<b>Risks and advantages linked to nuclear power</b>			
Advantages outweigh risks	<b>32%</b>	67%	1%
Risks outweigh advantages	19%	81%	-
<b>Experiences of nuclear energy</b>			
Personal experience	<b>40%</b>	60%	-
No personal experience	18%	81%	1%

Males, respondents with a high level of education and, linked to this, managers as well as those who have an overall positive attitude towards nuclear energy or have personal experiences of it feel significantly more informed about the safety of nuclear power plants than their fellow EU citizens.

## 4.2 Sufficiency and adequacy of information

### 4.2.1 In media

Source Questionnaire: (QA3+QA8)



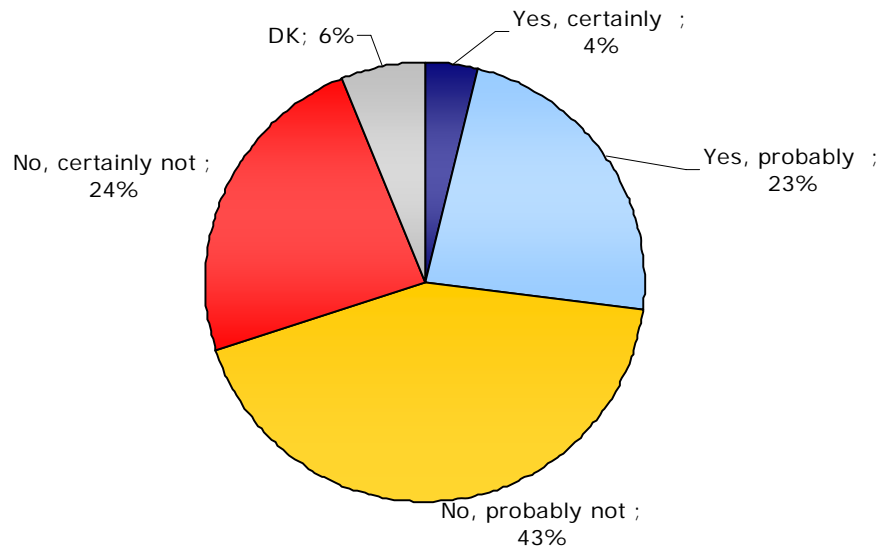
Given that a considerable share of Europeans feel uninformed about the safety of nuclear power plants, it is important to know which information sources they use to keep abreast of current affairs.

**The mass media is EU citizens' main source of information.** Television ranks first (87%) with an overwhelming difference compared to other information sources, followed by radio (44%) and local or regional newspapers (37%).

However nuclear power is a specific topic and the information sources used for getting this type of information do not necessarily comply with this overall picture. This point will be further examined in sub-chapter 4.3.

**- A vast majority of Europeans think that the information the media offers about energy and nuclear issues is not sufficient-**

**QA8 Do you think that the information the media offers on the risks and benefits of energy choices in general and nuclear in particular is sufficient or not for you to draw your own conclusions on these topics? - % EU 25**



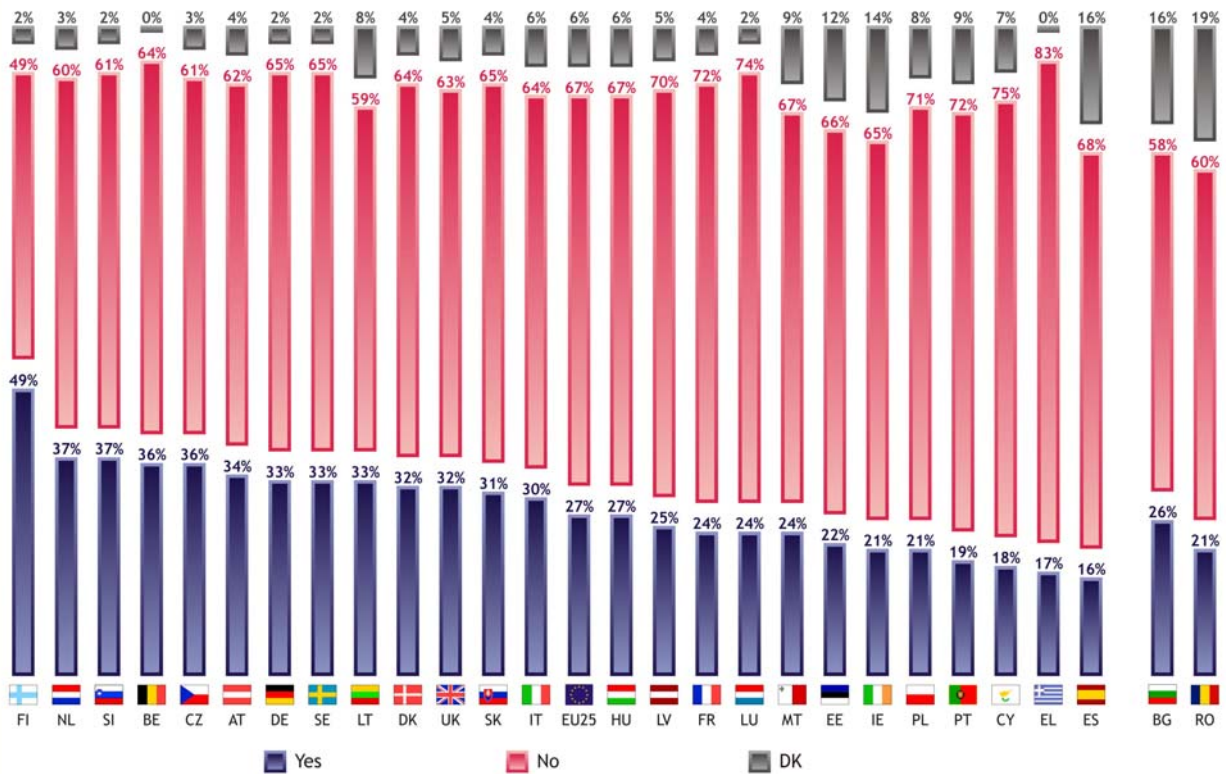
**Although most citizens keep abreast of current affairs by means of the mass media, only a few think that the media offers sufficient information for them to form an opinion on energy choices in general and on nuclear issues in particular.**

Around a quarter (24%) of respondents certainly believe that information offered by the media is not sufficient. A further 43% think that this is probably insufficient. Considering that the mass media is seen to be widely present in respondents' daily lives, this could imply that **either the amount and/or the quality of information that is currently offered about energy issues is not sufficient.**

However, a reasonable share of respondents (27%) feel that they can, at least to a certain extent, base their opinion on the information distributed by the media.



Question: QA8. Do you think that the information the media offers on the risks and benefits of energy choices in general and nuclear in particular is sufficient or not for you to draw your own conclusions on these topics?



The country results are fairly consistent. **With the exception of Finland, in every country the vast majority of citizens feel that the information the media offers is not sufficient.**

Respondents in countries that have NPPs in operation have slightly more positive opinions than citizens in countries where domestic electricity is produced by other means. Even among this group however, the share of those who are unsatisfied with the information they receive is around 60% or more with the exception of Finland.

The Finnish government made an executive decision concerning the final management of radioactive waste in December 2000. In 2001, the Finnish parliament took a decision to build a new nuclear power plant on the country's west coast. These topics have been widely reported in the media which most likely explains why Finnish citizens (49%) are more likely than their fellow EU citizens (27% on average) to think that the media offers sufficient information on energy issues.

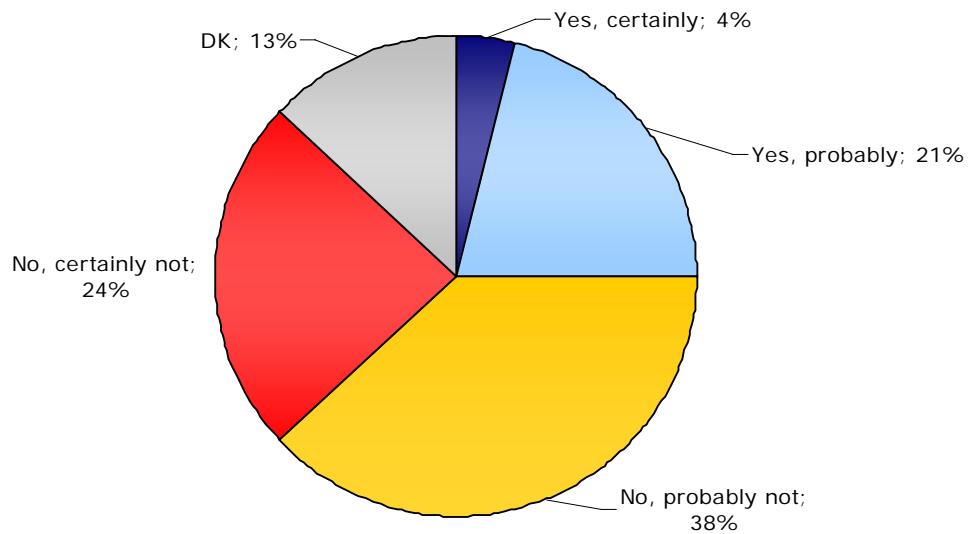
Socio-demographic discrepancies remain modest for this question in comparison with questions on attitudes towards nuclear energy, risk perceptions or knowledge. The most significant difference is observed between those who feel informed about nuclear safety and those who do not (47% vs. 22%).

This result is not surprising considering that respondents who feel informed also mention using more information sources on current affairs compared to those who feel uninformed. In other words those who feel informed about nuclear safety also consume significantly more information and are therefore likely to receive better coverage of nuclear issues.

#### 4.2.2 At school

Source Questionnaire: (QA7)

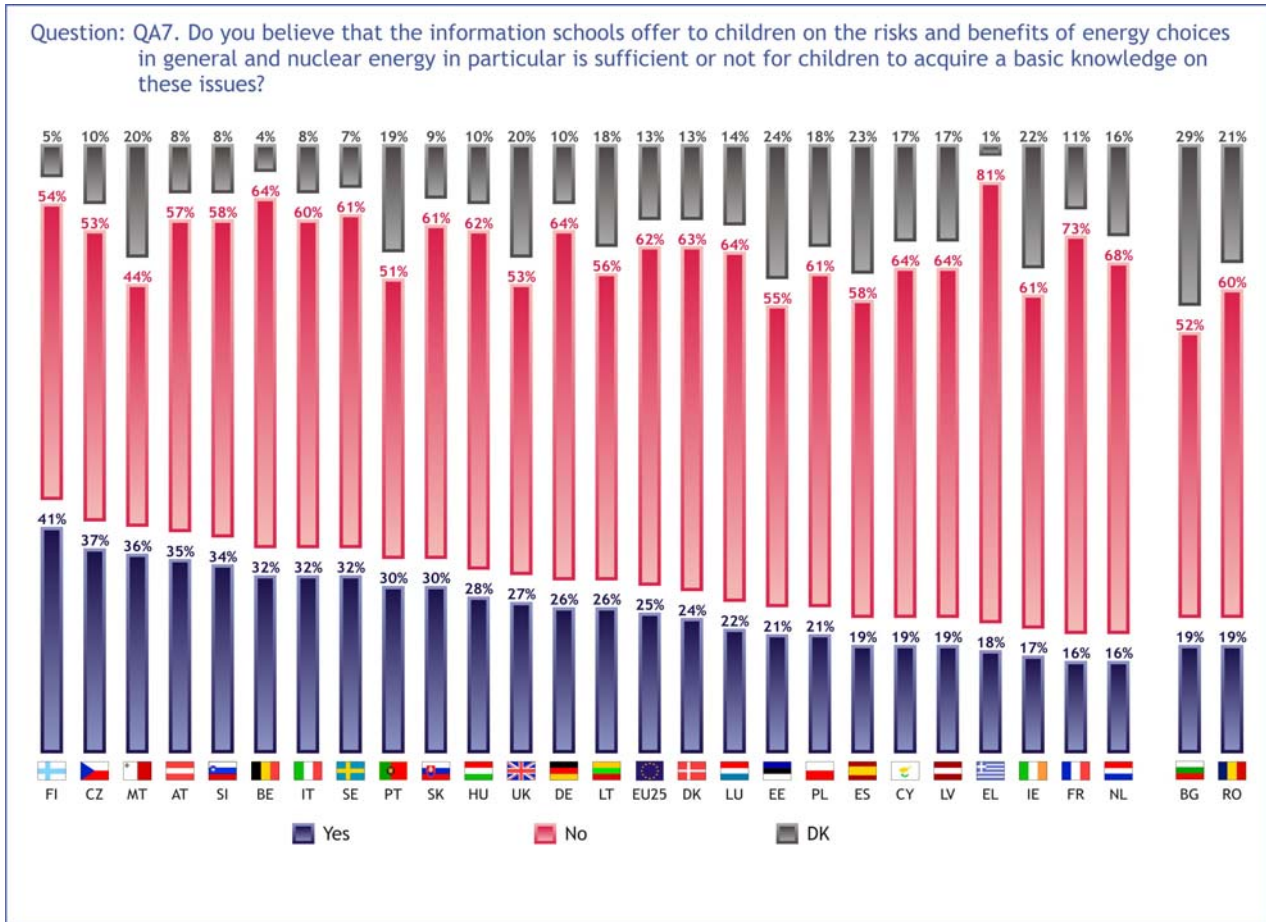
**QA7 Do you believe that the information schools offer to children on the risks and benefits of energy choices in general and nuclear energy in particular is sufficient or not for children to acquire a basic knowledge on these issues? - EU25**



When we look at schools as a source of energy-related information for children we find that EU citizens do not regard the information on offer as being much more sufficient than that from the media. 62% of Europeans say that this information is not sufficient for children to acquire a basic knowledge of energy issues and nuclear energy in particular. Around a quarter think that this is certainly the case (24%). Exactly a quarter of the poll appear to be satisfied with the information schools offer.

The share of non-responses (13%) rises for this question compared to the question of the sufficiency of information that the media offers. This is probably explained by the fact that respondents who have finished their education a long time ago or do not have children of schooling age have difficulty forming an opinion.

**- Europeans think that children are not well-informed by schools about energy issues -**



Again, a country-by-country analysis reveals homogenous results: in every country a comparative majority thinks that schools do not offer enough information to children to give them the basic knowledge of energy and nuclear issues. Greeks (81%) have the least trust for schools in educating children about energy choices, followed by French citizens (73%).

Finns again top the ranking with the highest percentage of the poll saying that schools offer sufficient information to children for them to acquire a basic knowledge of energy issues (41%). However, the majority of Finns still hold the opposite view.

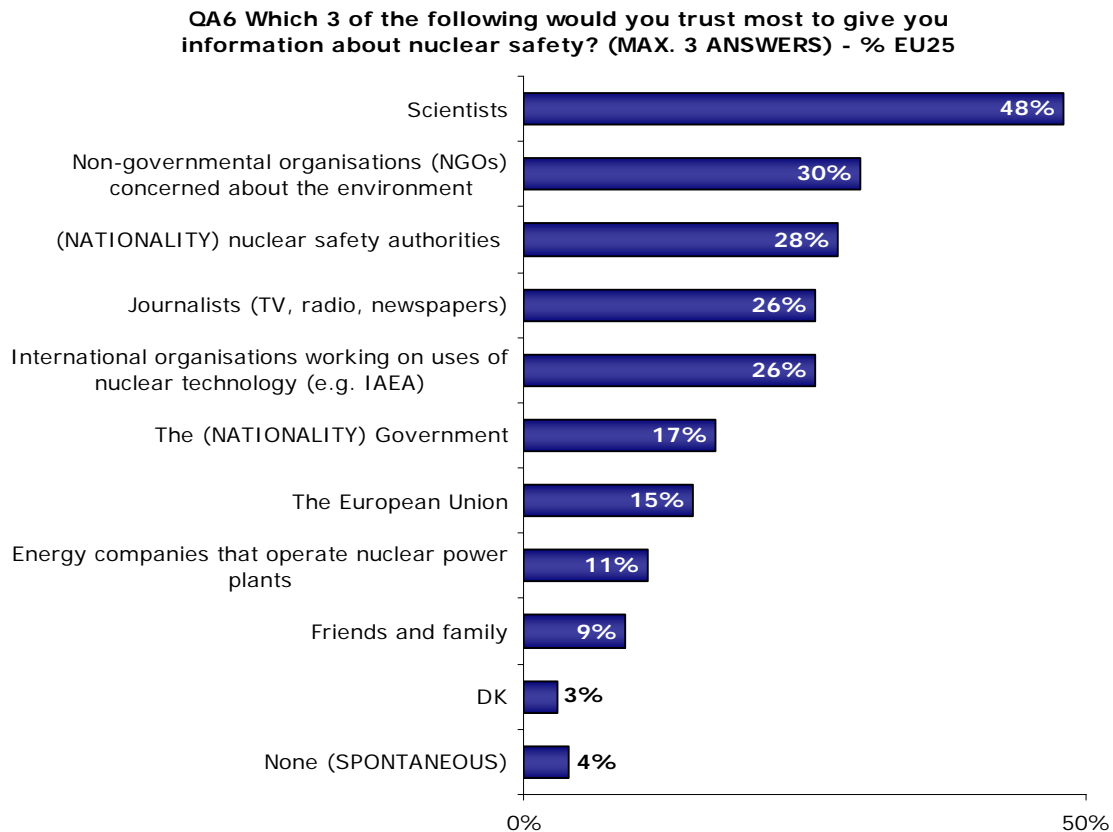
As was the case with the media question, gender, age or the level of education do not appear to have a great influence over public opinion: in all categories, respondents consistently do not think that schools offer sufficient information for children.

The only exception again is the discrepancy between those who feel informed about nuclear safety and those who do not. 39% of those who consider themselves to be informed also believe that schools provide sufficient information about energy issues while this is the case only for 20% of those who feel they do not know much about nuclear safety.

### 4.3 Most trusted information sources

Source Questionnaire: QA6

- *Scientists are considered to be the most trustworthy source of information* -



Based on the results of previous questions in this chapter, we have already established that Europeans...

...feel that they do not have enough information about nuclear safety.

...think that the media or schools do not offer sufficient information for acquiring a basic knowledge of energy or nuclear issues.

In this third sub-chapter we discuss which information sources would be most trusted to give information concerning nuclear safety.

Almost half of Europeans would consider the information provided by scientists to be trustworthy (48%). Non-governmental organisations (30%), national nuclear safety authorities (28%), journalists (26%) and international organisations working on uses of nuclear technology (26%) follow next with a similar confidence level of slightly over a quarter. The European Union is mentioned by 15% of respondents.

As it was suggested earlier, even if the mass media is the source people use the most to keep abreast of current affairs, in the case of nuclear safety, citizens tend not to trust journalists as much as more specialised sources of information such as scientists or environmental NGOs.

The particular nature of the topic probably also leads to a very small segment of the poll trusting their friends and family to give them information (9%).

QA6 Which 3 of the following would you trust most to give you information about nuclear safety? (MAX. 3 ANSWERS)

	Scientists	Non-governmental organisations (NGOs) concerned about the environment	(NATIONALITY) nuclear safety authorities	International organisations working on uses of nuclear technology (e.g. IAEA)	Journalists (TV, radio, newspapers)	The (NATIONALITY) Government	The European Union	Energy companies that operate nuclear power plants	Friends and family
EU25	48%	30%	28%	26%	26%	17%	15%	11%	9%
BE	51%	30%	30%	21%	38%	21%	22%	12%	9%
CZ	38%	26%	51%	40%	23%	12%	12%	19%	8%
DK	60%	34%	37%	33%	19%	28%	12%	11%	7%
DE	49%	35%	27%	33%	29%	11%	11%	7%	9%
EE	65%	24%	19%	18%	19%	13%	9%	11%	8%
EL	68%	30%	20%	28%	21%	31%	24%	9%	5%
ES	43%	20%	16%	11%	37%	19%	16%	6%	8%
FR	57%	42%	22%	23%	30%	12%	14%	13%	10%
IE	32%	34%	27%	19%	31%	37%	20%	6%	12%
IT	33%	27%	28%	25%	16%	21%	20%	13%	5%
CY	65%	29%	17%	30%	15%	30%	43%	11%	4%
LV	53%	22%	24%	22%	32%	21%	14%	17%	8%
LT	55%	15%	18%	29%	31%	12%	19%	15%	7%
LU	36%	26%	29%	15%	28%	23%	16%	6%	9%
HU	34%	17%	31%	31%	19%	17%	24%	21%	7%
MT	39%	36%	17%	17%	19%	30%	32%	10%	6%
NL	64%	27%	33%	41%	22%	22%	16%	14%	7%
AT	35%	41%	38%	23%	28%	21%	10%	9%	17%
PL	53%	21%	14%	23%	23%	10%	16%	8%	11%
PT	44%	32%	13%	15%	29%	38%	28%	8%	7%
SI	45%	30%	27%	27%	29%	9%	13%	22%	12%
SK	43%	28%	51%	33%	13%	18%	17%	27%	9%
FI	56%	17%	60%	40%	22%	19%	9%	17%	8%
SE	70%	21%	72%	42%	12%	16%	6%	16%	6%
UK	46%	36%	37%	28%	23%	18%	9%	12%	12%
BG	36%	14%	32%	19%	46%	28%	12%	18%	10%
RO	43%	18%	40%	22%	34%	32%	20%	24%	5%

■ = mentioned most often in a country      **xx%** = highest percentage for a source

Scientists are considered to be the most trustworthy information source across Europe with the exception of seven countries. Greek (68%), Estonian (65%) and Dutch (64%) respondents in particular have faith in scientists.

National nuclear safety authorities enjoy the trust of the majority of respondents in Sweden (72%), Finland (60%), the Czech Republic and Slovakia (51%). Most Austrians would trust NGOs (41%), Bulgarians tend to trust journalists (46%) and the Irish have more trust in their government (37%).

The European Union enjoys relatively high levels of trust as a source of information in Cyprus (43%), Malta (32%), Portugal (28%) and Greece (24%). It should be noted here that these are also among the countries where the highest percentages of citizens feel that they are not informed about nuclear safety – a factor which could be taken into account should there be any communication concerning nuclear safety carried out by the European Union.

## 5 DECISION MAKING AND PARTICIPATION

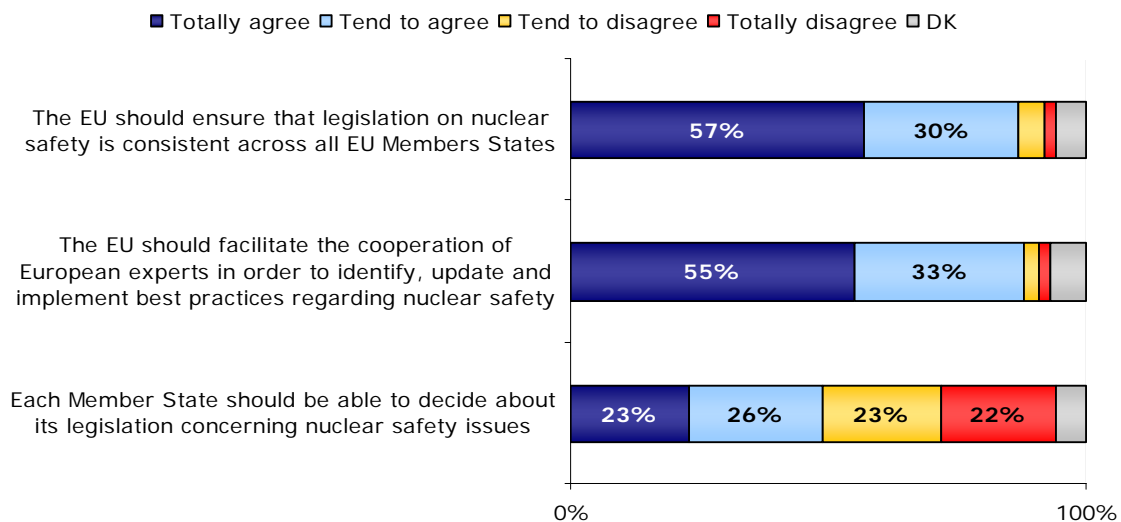
This final chapter reviews public opinion on decision making related to nuclear energy and the degree of public participation in nuclear safety and energy issues in general.

### 5.1 Leveling the playing field: European vs. national level

*- Both national and international levels play a role in decision making-*

Source Questionnaire: QA15

**QA15 The use of nuclear energy involves cooperation between countries. Please tell me to what extent you agree or disagree with the following statements - % EU**



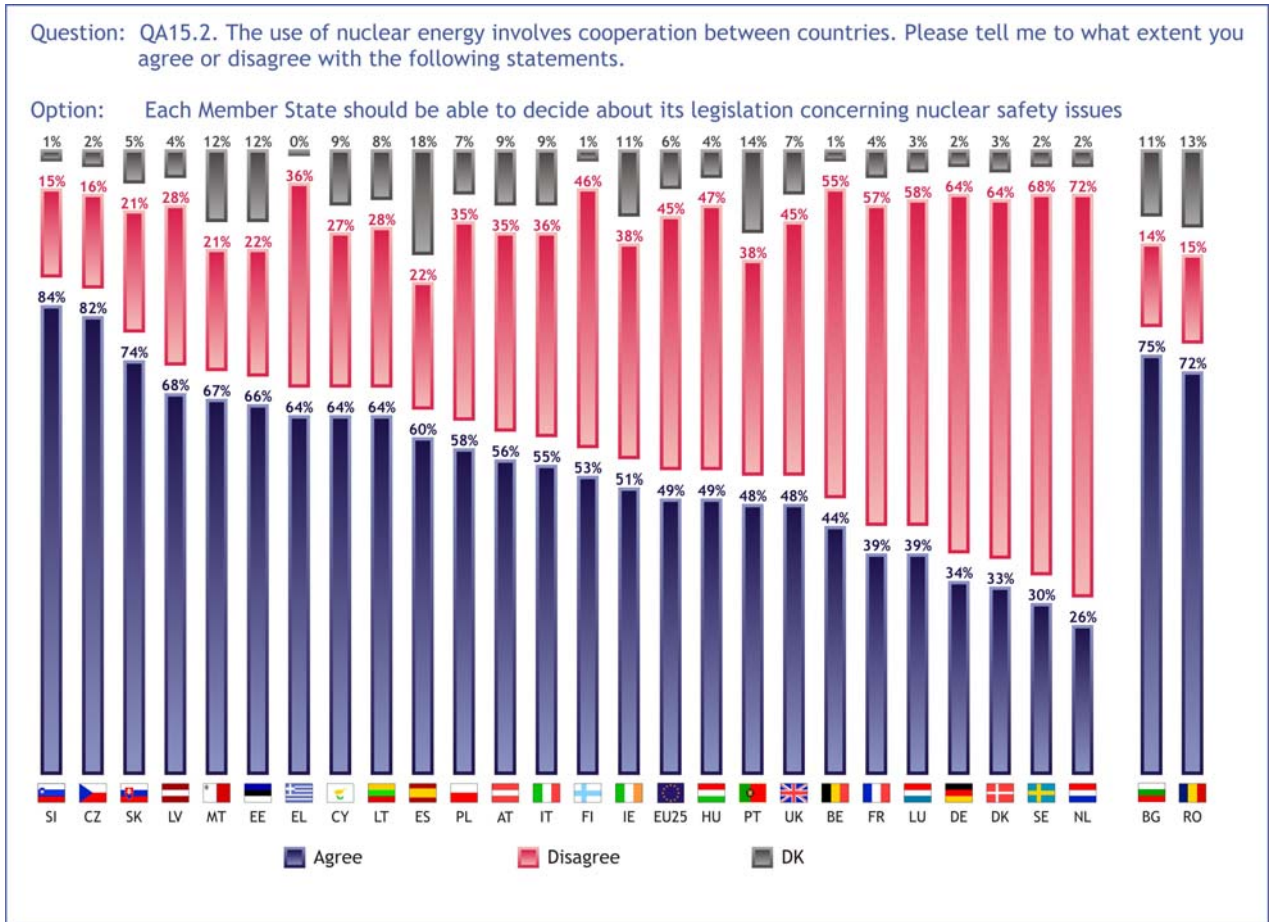
In order to map out the desired level of decision making, Europeans were presented with three statements. Two of them concern the role of the EU and the third asks if EU Member States should make decisions on nuclear safety rather than a supra-national level.

**An active role for the EU in harmonizing legislation between EU Member States (87% agree) and facilitating cooperation between experts (88% agree) receives unanimous support from the poll.** Without exception a vast majority of citizens in every country think that the EU should ensure that legislation on nuclear safety is consistent across the Member States and should promote collaboration between specialists on best practices in nuclear safety.

Given the nature of the first two statements, it is not surprising that few respondents contest their value in terms of promoting nuclear safety. They should be therefore considered together with the third statement which examines who should have the actual power of decision making over nuclear safety legislation.

This statement receives a much more diversified response. 49% of the poll think that each Member State should be able to decide about its nuclear safety legislation while almost an equal share hold the opposite view (45%).

- *European opinion is divided concerning the level of decision making* -



Analysis of whether each Member State should be allowed to decide its own legislation concerning nuclear safety issues reveals a new background factor that has not been observed in the context of the other questions.

**Citizens of the new Member States would significantly more often opt to keep the legislative power at national level than to give it to a supra-national body** than respondents residing in the 15 old Member States (63% vs. 46% agree). Slovenia and the Czech Republic top the ranking with over 80% of citizens agreeing that the Member States should be allowed to decide their legislation.

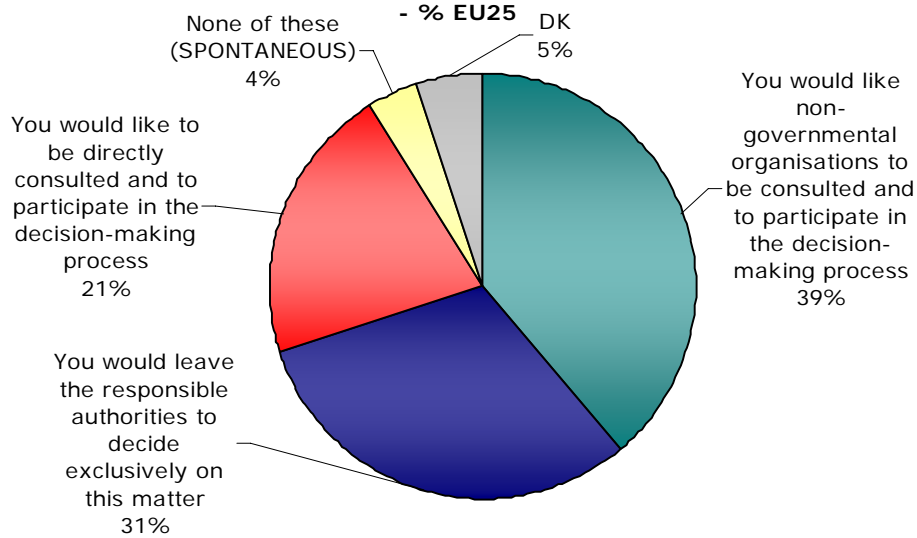
Whether or not a country has NPPs does not appear to be an influential factor here. A group of old Member States ranging from Belgium to the Netherlands in the ranking order have the largest segments of population who say that decisions concerning nuclear safety should not be left in the hands of national administrations. The highest figures are found in the Netherlands (72%), Sweden (68%), Denmark and Germany (64%).

The division between old and new Member States is perhaps explained by the fact that the latter joined the European Union only two and half years ago. There may be less awareness in these countries of the balance between EU and national decision making powers. This could lead citizens to be more cautious about granting more decision making powers to the EU.

## 5.2 Participation in decision making

Source Questionnaire: QA16

**QA16 Which of the following options do you prefer most regarding the development and updating of national energy strategies by the Government, including the discussion on the use of nuclear energy?**



	You would like non-governmental organisations to be consulted and to participate in the decision-making process	You would leave the responsible authorities to decide exclusively on this matter	You would like to be directly consulted and to participate in the decision-making process	None of these (SPONTANEOUS)	DK
<b>EU15</b>	40%	28%	23%	4%	5%
<b>NMS10</b>	33%	44%	12%	5%	6%

The final question of this study looks at how Europeans would like their voices to be heard in the decision making process governing national energy strategies, including discussions on the use of nuclear energy.

Perhaps a little surprisingly, only around 1 in 5 Europeans would like to be directly consulted in the decision making process (21%). Most respondents would place their trust in representative democracy: a relative majority (39%) would like non-governmental organisations to be consulted.

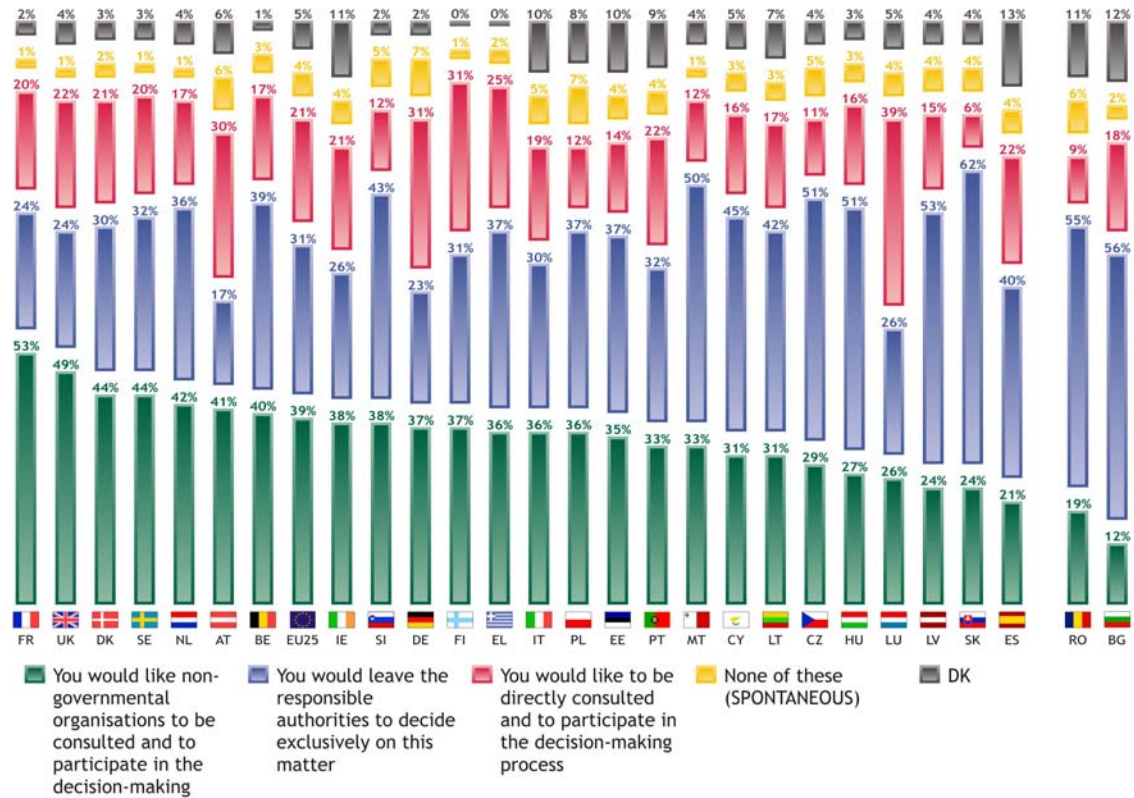
A substantial share of the poll would also choose to leave decision making exclusively to the authorities that are responsible for nuclear safety issues in their country (31%).

In other words, even if, or because, the topic of nuclear safety is considered to be highly important - assuming that the risk perceptions of Europeans can be considered to be an indicator of this - citizens are inclined to leave the decision making to NGOs or the responsible authorities. This could be explained by the widespread feeling of a lack of information on nuclear safety issues.



**- Europeans are not enthusiastic about personally participating in decision making -**

Question: QA16. Which of the following options do you prefer most regarding the development and updating of national energy strategies by the Government, including the discussion on the use of nuclear energy?



At country level, the preferred actors in the decision making process vary considerably.

Participation of NGOs is particularly appreciated in the old Member States (40% against 33% in the new Member States). Around a half of French (53%) and British (49%) respondents would trust non-governmental groups to participate in the debate on energy issues.

National authorities, on the other hand, have considerable support from citizens of the new Member States (44% against 28% in the EU15). Slovians (62%) particularly trust their national authorities. This is also the case in Romania and Bulgaria (55% and 56% respectively) which will join the EU imminently. This reflects the results that were observed for the question on whether Member States should be allowed to decide their own nuclear safety legislation.

Participatory decision-making in terms of direct consultations with citizens ranks first only in Luxembourg (39%). However Finland (31%), Germany (31%) and Austria (30%) also have a substantial segment of the poll willing to be consulted and heard directly in the decision-making process.

## CONCLUSION

Nuclear energy is a controversial issue and a difficult topic for an opinion poll. While respondents tend to have a general opinion about nuclear energy many surveys<sup>13</sup> have revealed that they also feel uninformed about nuclear issues and lack detailed knowledge of specific topics such as radioactive safety or radioactive waste.

Another particularity of this subject is that it tends to provoke attitudes that are not necessarily linked to people's level of knowledge or awareness of current affairs. This can be assumed to be particularly the case for risk perceptions of nuclear energy. Even if citizens are aware of the advantages of nuclear energy and of the safeguards in place it does not automatically erase their fears. Within this context, we can draw the following conclusions from this study.

### General Overview

**European public opinion on nuclear energy and nuclear safety is divided between countries which have nuclear power plants and countries which do not.** This division should be borne in mind while reading the following paragraphs which discuss the results at European level.

**Europeans have a slightly positive perception of the value of nuclear energy** in terms of the contribution it makes to energy independency (69%), more stable energy prices (50%) and the fight against global warming (46%). **A slight majority (47%) also think that replacing nuclear energy would not be an easy task.**

Despite these observations, **increasing the share of nuclear energy does not seem to be seen as the answer to Europe's energy challenges**, namely the increasing demand for energy or the fight against global warming. The largest segment of the poll would choose to reduce the share of nuclear energy in the energy mix (39%) and almost an equal number (34%) would maintain the current share.

The potential danger posed by nuclear power is usually found to underlie people's reluctance to support it. This assumption is reinforced by the survey. The absolute majority of Europeans (53% against 33% who say the opposite) think that the risks posed by nuclear power outweigh its advantages and exactly the same percentage of citizens believe that nuclear power plants represent a risk to themselves and their families (53% against 38%).

These fears appear to be connected primarily with the threat of terrorism, the possible misuse of radioactive materials and the unresolved question of radioactive waste. On the other hand, Europeans seem fairly confident about the safe functioning of nuclear power plants, the sufficiency of national legislation and the functioning of their national authorities regarding nuclear safety.

Even if Europeans on average have a fair level of knowledge of nuclear issues, in particular whether or not there are nuclear power plants in their countries, **they feel unfamiliar with the issue of nuclear safety (ranging from 90% to 56%)**. The vast majority in every country admit that they are not informed about this topic. The most trusted source for acquiring information would be scientists while NGOs, national nuclear safety authorities, journalists and international nuclear energy organisations also enjoy the confidence of a fair share of Europeans.

---

<sup>13</sup> See for example the Special EB 227: Radioactive Waste in [http://ec.europa.eu/public\\_opinion/archives/ebs/ebs\\_227\\_en.pdf](http://ec.europa.eu/public_opinion/archives/ebs/ebs_227_en.pdf)

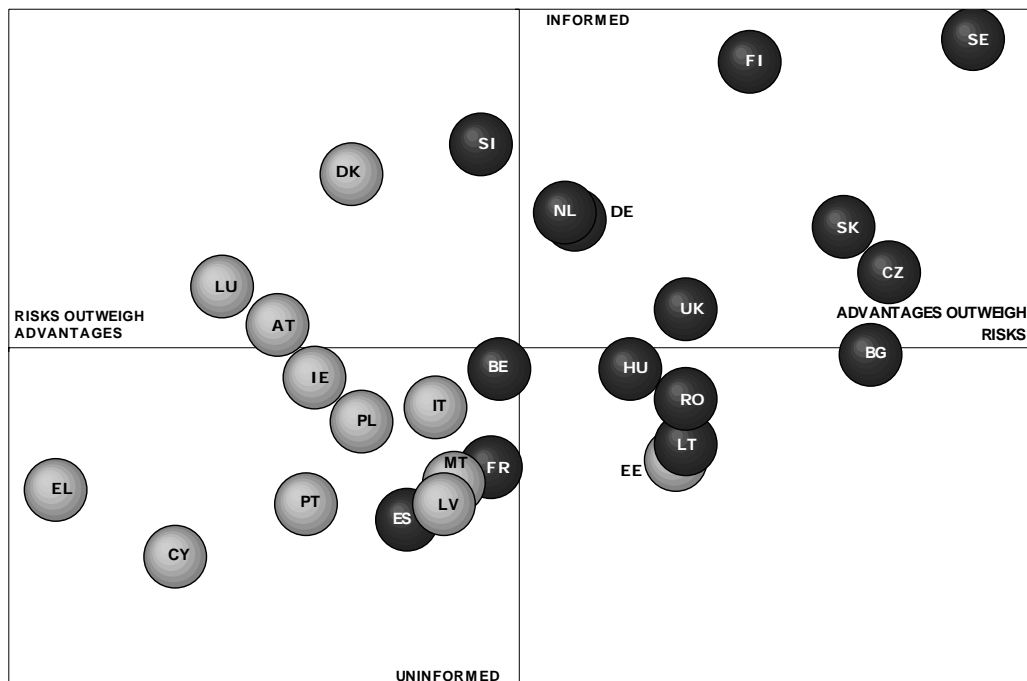
This observation is probably also related to the fact that **most respondents would not wish to be directly consulted in the decision making process** on national energy strategies. Most would agree to NGOs representing their interests and almost as many would choose to leave decision making exclusively to national authorities.

Finally, there is **widespread support for the EU as a mediator of information exchange between European nuclear safety experts and as a guardian of harmonised nuclear safety legislation**. Despite this European public opinion is divided on the question of who should have the actual power to decide legislation: whether it should be individual countries or a supra-national body. **Most say that countries should be able to decide their own legislation (49%)**. However, almost an equal share is of the opposite view (45%).

**Factors behind Perceptions**

In the beginning of this report we mentioned three factors which may have an effect on respondents’ perceptions. The graph below portrays these three factors. The x-axis represents **general attitudes towards nuclear energy**. The y-axis represents the **feeling of being informed or uninformed**. Finally, the colour of the bubbles indicates whether a country has nuclear power plants or not and thereby also reflects **the familiarity factor** with nuclear energy.<sup>14</sup>

POSITION OF EUROPEAN COUNTRIES ACCORDING TO RISK PERCEPTION AND THE FEELING OF BEING INFORMED



X-axis represents the EU average for QA1 (advantages outweigh risks - risks outweigh advantages)  
 Y-axis represents the EU average for QA5 (Informed -not informed)  
 DARK BUBBLE = a country that has nuclear power plants in operation  
 LIGHT BUBBLE = a country that does not have nuclear power plants in operation

<sup>14</sup> It should be noted here, that the graph does not portray the actual situation i.e. how informed citizens feel or how great or small the risks or advantages are perceived to be. The position of a country bubble represents the results of a country compared to the EU averages based on the difference (advantages – risks) and (informed – uninformed).

**In the upper-right-hand quadrant** we have seven countries where citizens tend to consider nuclear power to be more of an advantage than Europeans on average. They also feel better informed than the average European. All these countries have NPPs in operation and, with the exception of the Netherlands, a notable share of their electricity is produced by nuclear power.

**In the lower-right-hand quadrant** we find four countries where respondents are more favorable towards nuclear energy than the average but feel uninformed about nuclear safety. These countries also have NPPs in operation with the exception of Estonia.

**In the upper-left-hand-quadrant** we have five countries where respondents feel more informed than the average and think that the risks of nuclear energy outweigh its advantages.

**In the lower-left-hand quadrant** we see 11 countries where citizens consider the risks of nuclear energy to be higher than the benefits and feel uninformed about nuclear safety. Most of these countries do not have NPPs in operation, with the exception of Belgium, France and Spain.

These factors strongly shape the results and mostly explain the differences between countries. The findings can be summarised as follows:

- Whether a country has operating NPPs or not is a fact which is strongly connected with general attitudes towards nuclear power. Countries that have NPPs perceive nuclear power in a more positive light than countries that do not have them.
- This familiarity factor does not appear to be as strongly linked to the feeling of being informed. Citizens in southern European countries and in the new Member States tend to feel more uninformed, compared to the EU average, than citizens in western and northern Europe regardless of whether there are NPPs in the country or not.

Finally, we can conclude with a brief account of socio-demographic factors. **Gender and level of education appear to be the strongest dividers.** Males and those with a high level of education tend to have more positive attitudes towards nuclear energy. They are also more knowledgeable of nuclear issues and feel more informed about nuclear safety than females and respondents who finished their education before the age of 20. Interestingly, age does not imply certain attitudes towards nuclear energy.

# **ANNEXES**

# **TECHNICAL SPECIFICATIONS**

## SPECIAL EUROBAROMETER N°271 “Nuclear Safety” TECHNICAL SPECIFICATIONS

Between the 6<sup>th</sup> of October and the 8<sup>th</sup> of November 2006, TNS Opinion & Social, a consortium created between Taylor Nelson Sofres and EOS Gallup Europe, carried out wave 66.2 of the EUROBAROMETER, on request of the EUROPEAN COMMISSION, Directorate General Communication, “Public Opinion and Media Monitoring”.

The Special Eurobarometer N°271 is part of EUROBAROMETER 66.2 and covers the population of the respective nationalities of the European Union Member States, resident in each of the Member States and aged 15 years and over. The Special Eurobarometer N°271 has also been conducted in the two acceding countries (Bulgaria and Romania). In these countries, the survey covers the national population of citizens of the respective nationalities and the population of citizens of all the European Union Member States that are residents in those countries and have a sufficient command of one of the respective national language(s) to answer the questionnaire. The basic sample design applied in all states is a multi-stage, random (probability) one. In each country, a number of sampling points was drawn with probability proportional to population size (for a total coverage of the country) and to population density.

In order to do so, the sampling points were drawn systematically from each of the “administrative regional units”, after stratification by individual unit and type of area. They thus represent the whole territory of the countries surveyed according to the EUROSTAT NUTS II (or equivalent) and according to the distribution of the resident population of the respective nationalities in terms of metropolitan, urban and rural areas. In each of the selected sampling points, a starting address was drawn, at random. Further addresses (every Nth address) were selected by standard “random route” procedures, from the initial address. In each household, the respondent was drawn, at random (following the “closest birthday rule”). All interviews were conducted face-to-face in people’s homes and in the appropriate national language. As far as the data capture is concerned, CAPI (*Computer Assisted Personal Interview*) was used in those countries where this technique was available.

<b>ABBREVIATIONS</b>	<b>COUNTRIES</b>	<b>INSTITUTES</b>	<b>N° INTERVIEWS</b>	<b>FIELDWORK DATES</b>		<b>POPULATION 15+</b>
BE	Belgium	TNS Dimarso	1.012	07/10/2006	30/10/2006	8.650.994
CZ	Czech Rep.	TNS Aisa	1.072	07/10/2006	26/10/2006	8.571.710
DK	Denmark	TNS Gallup DK	1.060	11/10/2006	08/11/2006	4.411.580
DE	Germany	TNS Infratest	1.551	07/10/2006	31/10/2006	64.361.608
EE	Estonia	Emor	1.011	10/10/2006	06/11/2006	887.094
EL	Greece	TNS ICAP	1.000	10/10/2006	04/11/2006	8.693.566
ES	Spain	TNS Demoscopia	1.026	07/10/2006	04/11/2006	37.024.972
FR	France	TNS Sofres	1.022	06/10/2006	02/11/2006	44.010.619
IE	Ireland	TNS MRBI	1.000	09/10/2006	08/11/2006	3.089.775
IT	Italy	TNS Abacus	1.005	06/10/2006	04/11/2006	48.892.559
CY	Rep. of Cyprus	Synovate	506	06/10/2006	31/10/2006	596.752
LV	Latvia	TNS Latvia	1.031	11/10/2006	05/11/2006	1.418.596
LT	Lithuania	TNS Gallup Lithuania	1.016	07/10/2006	30/10/2006	2.803.661
LU	Luxembourg	TNS ILReS	500	06/10/2006	29/10/2006	374.097
HU	Hungary	TNS Hungary	1.001	06/10/2006	29/10/2006	8.503.379
MT	Malta	MISCO	500	06/10/2006	31/10/2006	321.114
NL	Netherlands	TNS NIPO	1.069	06/10/2006	31/10/2006	13.030.000
AT	Austria	Österreichisches Gallup-Institut	1.013	06/10/2006	29/10/2006	6.848.736
PL	Poland	TNS OBOP	1.000	08/10/2006	05/11/2006	31.967.880
PT	Portugal	TNS EUROTESTE	1.006	10/10/2006	05/11/2006	8.080.915
SI	Slovenia	RM PLUS	1.039	06/10/2006	31/10/2006	1.720.137
SK	Slovakia	TNS AISA SK	1.180	06/10/2006	23/10/2006	4.316.438
FI	Finland	TNS Gallup Oy	1.030	06/10/2006	31/10/2006	4.348.676
SE	Sweden	TNS GALLUP	1.006	09/10/2006	04/11/2006	7.486.976
UK	United Kingdom	TNS UK	1.375	06/10/2006	05/11/2006	47.685.578
BG	Bulgaria	TNS BBSS	1.027	06/10/2006	19/10/2006	6.671.699
RO	Romania	TNS CSOP	1.026	06/10/2006	03/11/2006	18.173.179
<b>TOTAL</b>			<b>27.084</b>	<b>06/10/2006</b>	<b>08/11/2006</b>	<b>392.942.290</b>



For each country a comparison between the sample and the universe was carried out. The Universe description was derived from Eurostat population data or from national statistics offices. For all countries surveyed, a national weighting procedure, using marginal and intercellular weighting, was carried out based on this Universe description. In all countries, gender, age, region and size of locality were introduced in the iteration procedure. For international weighting (i.e. EU averages), TNS Opinion & Social applies the official population figures as provided by EUROSTAT or national statistic offices. The total population figures for input in this post-weighting procedure are listed above.

Readers are reminded that survey results are estimations, the accuracy of which, everything being equal, rests upon the sample size and upon the observed percentage. With samples of about 1,000 interviews, the real percentages vary within the following confidence limits:

<b>Observed percentages</b>	10% or 90%	20% or 80%	30% or 70%	40% or 60%	50%
<b>Confidence limits</b>	± 1.9 points	± 2.5 points	± 2.7 points	± 3.0 points	± 3.1 points

# **QUESTIONNAIRE**

IF OTHER or DK THEN CLOSE INTERVIEW

ASK QA in EU25 + BG + RO - OTHERS GO TO QB

QA1 When you think about nuclear power, what first comes to mind?

(READ OUT – ROTATE – ONE ANSWER ONLY)

The advantages of nuclear power as an energy source outweigh the risks it poses	1
The risks of nuclear power as an energy source outweigh its advantages	2
Neither (SPONTANEOUS)	3
DK	4

NEW

QA2 Have you ever...?

(ONE ANSWER PER LINE)

(READ OUT)	Yes	No
------------	-----	----

1	Visited a nuclear power plant	1	2
2	Lived in an area close (within a 50 km radius) to a nuclear power plant	1	2
3	Worked on nuclear energy issues or known somebody working on them	1	2

NEW

SI AUTRE ou NSP ALORS FIN D'INTERVIEW

POSER QA en UE25 + BG + RO - LES AUTRES ALLER EN QB

QA1 Quand vous pensez à l'énergie nucléaire, qu'est-ce qui vous vient à l'esprit en premier ?

(LIRE – ROTATION – UNE SEULE REPONSE)

Les avantages liés à l'énergie nucléaire sont plus importants que les risques	1
Les risques que représente l'énergie nucléaire sont plus importants que les avantages	2
Aucun des deux (SPONTANE)	3
NSP	4

NOUVEAU

QA2 Avez-vous déjà ... ?

(UNE REPONSE PAR LIGNE)

(LIRE)	Oui	Non
--------	-----	-----

1	Visité une centrale nucléaire	1	2
2	Vécu dans une zone proche (dans un rayon de 50 km) d'une centrale nucléaire	1	2
3	Travaillé sur des questions liées à l'énergie nucléaire ou connu quelqu'un qui l'a fait	1	2

NOUVEAU

--

QA3 Which of the following information sources do you usually use in order to keep abreast of current affairs?

(SHOW CARD – READ OUT – ROTATE – MULTIPLE ANSWERS POSSIBLE)

TV	1,
Radio	2,
The Internet	3,
Local or Regional Newspapers	4,
Daily newspapers distributed nationally or internationally	5,
Weekly papers and magazines	6,
Professional\ expert magazines and publications	7,
Other (SPONTANEOUS)	8,
DK	9,

NEW

--

QA4 For each of the following statements please tell me whether you think it is true or false.

(ONE ANSWER PER LINE)

(READ OUT – ROTATE)	True.	False.	DK
---------------------	-------	--------	----

1	Nuclear power plants operate in (OUR COUNTRY)	1	2	3
2	(OUR COUNTRY) has decided to phase out nuclear energy	1	2	3
3	(NATIONALITY) Government has made a decision concerning the final management of radioactive waste	1	2	3
4	Nuclear power plants are the only users of radioactive materials	1	2	3
5	About a third of the energy used within the EU is produced by nuclear power plants	1	2	3

NEW

--

QA3 Parmi les sources d'information suivantes lesquelles utilisez-vous normalement pour vous informer sur ce qui se passe actuellement ?

(MONTRER CARTE – LIRE - ROTATION – PLUSIEURS REPONSES POSSIBLES)

La télévision	1,
La radio	2,
Internet	3,
Les quotidiens locaux ou régionaux	4,
Les quotidiens nationaux ou internationaux	5,
Les magazines ou journaux hebdomadaires	6,
Les magazines et publications spécialisés	7,
Autre (SPONTANE)	8,
NSP	9,

NOUVEAU

--

QA4 Pour chacune des affirmations suivantes, pourriez-vous me dire si elle vous semble vraie ou fausse.

(UNE REPONSE PAR LIGNE)

(LIRE – ROTATION)	Vrai.	Faux.	NSP
-------------------	-------	-------	-----

1	Il y a des centrales nucléaires en activité en (NOTRE PAYS)	1	2	3
2	(NOTRE PAYS) a décidé de se désengager de l'énergie nucléaire	1	2	3
3	Le Gouvernement (NATIONALITE) a pris une décision sur la gestion finale des déchets nucléaires	1	2	3
4	Les centrales nucléaires sont les seuls utilisateurs de ressources radioactives	1	2	3
5	Environ un tiers de l'énergie utilisée au sein de l'UE est produit par des centrales nucléaires	1	2	3

NOUVEAU

--

QA5 How well informed do you think you are about the safety of nuclear power plants?

(SHOW CARD – READ OUT – ONE ANSWER ONLY)

Very well informed	1
Fairly well informed	2
Not very well informed	3
Not at all informed	4
DK	5

NEW

--

QA6 Which 3 of the following would you trust most to give you information about nuclear safety?

(SHOW CARD – READ OUT – ROTATE – MAX. 3 ANSWERS)

The (NATIONALITY) Government	1,
(NATIONALITY) nuclear safety authorities	2,
Energy companies that operate nuclear power plants	3,
The European Union	4,
Scientists	5,
Non-governmental organisations (NGOs) concerned about the environment	6,
International organisations working on uses of nuclear technology (e.g. IAEA)	7,
Journalists (TV, radio, newspapers)	8,
Friends and family	9,
None (SPONTANEOUS)	10,
Other (SPONTANEOUS)	11,
DK	12,

NEW

--

QA5 Dans quelle mesure pensez-vous être bien informé(e) sur la sécurité des centrales nucléaires ?

(MONTRER CARTE – LIRE – UNE SEULE REPONSE)

Très bien informé(e)	1
Plutôt bien informé(e)	2
Plutôt pas bien informé(e)	3
Pas du tout informé(e)	4
NSP	5

NOUVEAU

--

QA6 Parmi les sources suivantes, quelles sont les 3 auxquelles vous faites confiance pour vous informer sur la sécurité nucléaire ?

(MONTRER CARTE – LIRE – ROTATION – MAX. 3 REPONSES)

Le Gouvernement (NATIONALITE)	1,
Les autorités de sécurité nucléaire (NATIONALITE)	2,
Les entreprises qui gèrent les centrales nucléaires	3,
L'Union européenne	4,
Les scientifiques	5,
Des organisations non gouvernementales (ONG) soucieuses de l'environnement	6,
Des organisations internationales qui traitent de l'usage de technologies nucléaires (par ex. AIEA)	7,
Les journalistes (télévision, radio, presse)	8,
La famille et les amis	9,
Aucune (SPONTANE)	10,
Autre (SPONTANE)	11,
NSP	12,

NOUVEAU

--

QA7 Do you believe that the information schools offer to children on the risks and benefits of energy choices in general and nuclear energy in particular is sufficient or not for children to acquire a basic knowledge on these issues?

(SHOW CARD – READ OUT – ONE ANSWER ONLY)

Yes, certainly	1
Yes, probably	2
No, probably not	3
No, certainly not	4
DK	5

NEW

--

QA8 Do you think that the information the media offers on the risks and benefits of energy choices in general and nuclear in particular is sufficient or not for you to draw your own conclusions on these topics?

(SHOW CARD – READ OUT – ONE ANSWER ONLY)

Yes, certainly	1
Yes, probably	2
No, probably not	3
No, certainly not	4
DK	5

NEW

--

QA7 Pensez-vous que l'enseignement dans les écoles soit suffisant pour permettre aux élèves d'avoir des connaissances de base sur les risques et les avantages des choix énergétiques en général et de l'énergie nucléaire en particulier ?

(MONTRER CARTE – LIRE – UNE SEULE REPONSE)

Oui, certainement	1
Oui, probablement	2
Non, probablement pas	3
Non, certainement pas	4
NSP	5

NOUVEAU

--

QA8 Pensez-vous que les informations dans les médias sont suffisantes pour vous permettent de vous faire une idée sur les risques et les avantages des choix énergétiques en général et de l'énergie nucléaire en particulier ?

(MONTRER CARTE – LIRE – UNE SEULE REPONSE)

Oui, certainement	1
Oui, probablement	2
Non, probablement pas	3
Non, certainement pas	4
NSP	5

NOUVEAU

--

QA9 To what extent do you think that (the) nuclear power plant(s) in (OUR COUNTRY) represent(s) a risk to you and your family?

(SHOW CARD – READ OUT – ONE ANSWER ONLY)

A big risk	1
Some risk	2
Not much of a risk	3
No risk at all	4
Not applicable in your country (SPONTANEOUS)	5
DK	6

NEW

--

QA9 Dans quelle mesure pensez-vous que la(les) centrale(s) nucléaire(s) en (NOTRE PAYS) représente(nt) un risque pour vous et votre famille ?

(MONTRER CARTE – LIRE – UNE SEULE REPONSE)

Un très grand risque	1
Un grand risque	2
Un risque faible	3
Pas du tout de risque	4
Pas applicable dans votre pays (SPONTANE)	5
NSP	6

NOUVEAU

--

QA10 To what extent do you agree or disagree with each of the following statements?

(SHOW CARD WITH SCALE – ONE ANSWER PER LINE)

	(READ OUT – ROTATE)	Totally agree	Tend to agree	Tend to disagree	Totally disagree	DK
--	---------------------	---------------	---------------	------------------	------------------	----

1	It is possible to operate a nuclear power plant in a safe manner	1	2	3	4	5
2	The (NATIONALITY) legislation sufficiently ensures nuclear safety	1	2	3	4	5
3	The nuclear safety authority in (OUR COUNTRY) sufficiently ensures the safe operation of nuclear power plant(s)	1	2	3	4	5
4	You trust companies operating nuclear power plants	1	2	3	4	5
5	The disposal of radioactive waste can be done in a safe manner	1	2	3	4	5
6	Terrorism is a major threat to nuclear power plants	1	2	3	4	5
7	Radioactive materials can be transported safely	1	2	3	4	5
8	The use of nuclear materials is sufficiently protected against misuse	1	2	3	4	5

NEW

--

QA10 Dans quelle mesure êtes-vous d'accord ou pas d'accord avec les affirmations suivantes ?

(MONTRER CARTE AVEC ECHELLE – UNE REPONSE PAR LIGNE)

	(LIRE – ROTATION)	Tout à fait d'accord	Plutôt d'accord	Plutôt pas d'accord	Pas du tout d'accord	NSP
--	-------------------	----------------------	-----------------	---------------------	----------------------	-----

1	Il est possible de faire fonctionner une centrale nucléaire de manière sûre	1	2	3	4	5
2	La législation (NATIONALITE) garantit suffisamment la sécurité nucléaire	1	2	3	4	5
3	L'agence de sécurité nucléaire en (NOTRE PAYS) garantit le fonctionnement sûr des centrales nucléaires	1	2	3	4	5
4	Vous faites confiance aux entreprises qui gèrent les centrales nucléaires	1	2	3	4	5
5	Le traitement de déchets radioactifs peut se faire de manière sûre	1	2	3	4	5
6	Le terrorisme constitue une très grande menace contre les centrales nucléaires	1	2	3	4	5
7	Du matériel radioactif peut être transporté de manière sûre	1	2	3	4	5
8	L'utilisation de matériel radioactif est suffisamment protégée contre les utilisations malveillantes	1	2	3	4	5

NOUVEAU



--

QA11 To what extent do you agree or disagree with each of the following statements on the value of nuclear energy?

(SHOW CARD WITH SCALE – ONE ANSWER PER LINE)

	(READ OUT – ROTATE)	Totally agree	Tend to agree	Tend to disagree	Totally disagree	DK
--	---------------------	---------------	---------------	------------------	------------------	----

1	Nuclear energy helps to limit global warming	1	2	3	4	5
2	Nuclear energy helps to make us less dependent on fuel imports, such as gas and oil	1	2	3	4	5
3	Nuclear energy ensures lower and more stable energy prices	1	2	3	4	5

NEW

--

QA12 Do you believe that in the European Union nuclear power could be easily replaced by renewable energies and energy saving efforts?

(SHOW CARD – READ OUT – ONE ANSWER ONLY)

Yes, very easily	1
Yes, fairly easily	2
No, not very easily	3
No, not at all	4
DK	5

NEW

--

QA11 Dans quelle mesure êtes-vous d'accord ou pas d'accord avec chacune des propositions suivantes sur les avantages de l'énergie nucléaire ?

(MONTRER CARTE AVEC ECHELLE – UNE REponse PAR LIGNE)

	(LIRE – ROTATION)	Tout à fait d'accord	Plutôt d'accord	Plutôt pas d'accord	Pas du tout d'accord	NSP
--	-------------------	----------------------	-----------------	---------------------	----------------------	-----

1	L'énergie nucléaire permet de limiter le réchauffement de la terre	1	2	3	4	5
2	L'énergie nucléaire permet de réduire notre dépendance à l'importation de combustibles, comme le gaz ou le pétrole	1	2	3	4	5
3	L'énergie nucléaire garantit que le prix de l'énergie reste bas et plus stable	1	2	3	4	5

NOUVEAU

--

QA12 Pensez-vous que dans l'Union européenne, l'énergie nucléaire peut être facilement remplacée par des énergies renouvelables et des économies d'énergie ?

(MONTRER CARTE – LIRE – UNE SEULE REponse)

Oui, très facilement	1
Oui, plutôt facilement	2
Non, plutôt difficilement	3
Non, pas du tout	4
NSP	5

NOUVEAU

--

QA13 In your opinion, should the current level of nuclear energy as a proportion of all energy sources be reduced, maintained the same or be increased?

(READ OUT – ONE ANSWER ONLY)

Reduced	1
Maintained the same	2
Increased	3
DK	4

NEW

ASK QA14 IF "REDUCED OR MAINTAINED THE SAME", CODE 1 or 2 in QA13 - OTHERS GO TO QA15

--

QA14 I am going to read you the following assertions: Using nuclear energy does not emit significant quantities of greenhouse gases. Nuclear energy helps to reduce our dependence on fuel imports from certain regions of the world. Nuclear power plants produce 1\3 of the electricity in the EU. Replacing nuclear power in the EU with gas would require 60% more gas. If you were convinced that these assertions were true, in your opinion, should the current level of nuclear energy as a proportion of all energy sources in the European Union be...

(SHOW CARD WITH ASSERTIONS – READ OUT – ONE ANSWER ONLY)

Reduced	1
Maintained the same	2
Increased	3
DK	4

NEW

--

QA13 Selon vous, la proportion actuelle d'énergie nucléaire devrait être réduite, maintenue au même niveau ou augmentée ?

(LIRE – UNE SEULE REPONSE)

Réduite	1
Maintenue au même niveau	2
Augmentée	3
NSP	4

NOUVEAU

POSER QA14 SI "REDUITE OU MAINTENUE AU MEME NIVEAU", CODE 1 ou 2 en QA13 - LES AUTRES ALLER EN QA15

--

QA14 Je vais maintenant vous lire des affirmations : L'utilisation d'énergie nucléaire n'émet pas de quantités significatives de gaz à effet de serre. L'énergie nucléaire permet de réduire notre dépendance à l'importation de combustibles de certaines régions du monde. Les centrales nucléaires produisent 1\3 de l'électricité de l'UE. Le remplacement de l'énergie nucléaire par le gaz nécessiterait 60% de gaz en plus. Si vous étiez convaincu(e) que ces affirmations sont vraies, selon vous, la proportion actuelle d'énergie nucléaire devrait être ...

(MONTRER CARTE AVEC AFFIRMATIONS – LIRE – UNE SEULE REPONSE)

Réduite	1
Maintenue au même niveau	2
Augmentée	3
NSP	4

NOUVEAU

ASK ALL (in EU25 + BG + RO)

QA15 The use of nuclear energy involves cooperation between countries. Please tell me to what extent you agree or disagree with the following statements.

(SHOW CARD WITH SCALE – ONE ANSWER PER LINE)

(READ OUT – ROTATE)	Totally agree	Tend to agree	Tend to disagree	Totally disagree	DK
---------------------	---------------	---------------	------------------	------------------	----

1	The EU should ensure that legislation on nuclear safety is consistent across all EU Members States	1	2	3	4	5
2	Each Member State should be able to decide about its legislation concerning nuclear safety issues	1	2	3	4	5
3	The EU should facilitate the cooperation of European experts in order to identify, update and implement best practices regarding nuclear safety	1	2	3	4	5

NEW

A TOUS (en UE25 + BG + RO)

QA15 L'utilisation d'énergie nucléaire implique la coopération entre pays. Pourriez-vous me dire dans quelle mesure vous êtes d'accord ou pas d'accord avec les propositions suivantes.

(MONTRER CARTE AVEC ECHELLE – UNE REPONSE PAR LIGNE)

(LIRE – ROTATION)	Tout à fait d'accord	Plutôt d'accord	Plutôt pas d'accord	Pas du tout d'accord	NSP
-------------------	----------------------	-----------------	---------------------	----------------------	-----

1	L'UE devrait s'assurer que la législation sur la sécurité nucléaire est harmonisée dans tous les Etats membres de l'UE	1	2	3	4	5
2	Chaque Etat membre devrait pouvoir décider de sa législation en matière de sécurité nucléaire	1	2	3	4	5
3	L'UE devrait faciliter la coopération des experts européens pour identifier, actualiser et mettre en œuvre les meilleures pratiques en matière de sécurité nucléaire	1	2	3	4	5

NOUVEAU

QA16 Which of the following options do you prefer most regarding the development and updating of national energy strategies by the Government, including the discussion on the use of nuclear energy?

(SHOW CARD – READ OUT – ONE ANSWER ONLY)

You would like to be directly consulted and to participate in the decision-making process	1
You would like non-governmental organisations to be consulted and to participate in the decision-making process	2
You would leave the responsible authorities to decide exclusively on this matter	3
None of these (SPONTANEOUS)	4
DK	5

NEW

ASK QB IN EU25 + BG + RO + HR + CY(tcc)

QA16 En matière de développement et de réactualisation des stratégies énergétiques nationales par le Gouvernement, y compris les discussions sur l'utilisation de l'énergie nucléaire, laquelle des possibilités suivantes préférez-vous ?

(MONTRER CARTE – LIRE – UNE SEULE REPONSE)

Vous aimeriez être directement consulté(e) et participer au processus de décision	1
Vous aimeriez que des organisations non gouvernementales soient consultées et participent au processus de décision	2
Vous préférez laisser les autorités responsables décider	3
Aucune de celles-ci (SPONTANE)	4
NSP	5

NOUVEAU

POSER QB en UE25 + BG + RO + HR + CY(tcc)

# **TABLES**

QA1 Quand vous pensez à l'énergie nucléaire, qu'est-ce qui vous vient à l'esprit en premier ? (ROTATION)

QA1 When you think about nuclear power, what first comes to mind? (ROTATE)

	TOTAL	Les avantages liés à l'énergie nucléaire sont plus importants que les risques / The advantages of nuclear power as an energy source outweigh the risks it poses	Les risques que représente l'énergie nucléaire sont plus importants que les avantages / The risks of nuclear power as an energy source outweigh its advantages	Aucun des deux (SPONTANÉ) / Neither (SPONTANEOUS)	NSP / DK
UE25 EU25	25031	33%	53%	6%	8%
BE	1012	36%	58%	4%	2%
CZ	1072	50%	40%	7%	3%
DK	1060	28%	66%	3%	3%
D-W	1046	35%	53%	7%	5%
DE	1551	37%	51%	8%	4%
D-E	505	42%	45%	9%	4%
EE	1011	37%	34%	15%	14%
EL	1000	13%	83%	3%	1%
ES	1026	23%	55%	5%	17%
FR	1022	33%	56%	6%	5%
IE	1000	13%	55%	15%	17%
IT	1005	26%	55%	8%	11%
CY	506	16%	73%	3%	8%
LV	1031	31%	58%	6%	5%
LT	1016	41%	43%	7%	9%
LU	500	17%	69%	11%	3%
HU	1001	39%	47%	10%	4%
MT	500	26%	54%	1%	19%
NL	1069	38%	53%	6%	3%
AT	1013	20%	66%	8%	6%
PL	1000	26%	63%	3%	8%
PT	1006	16%	59%	6%	19%
SI	1039	34%	58%	7%	1%
SK	1180	49%	34%	10%	7%
FI	1030	48%	43%	7%	2%
SE	1006	61%	32%	5%	2%
UK	1375	41%	43%	5%	11%
BG	1027	48%	30%	6%	16%
RO	1026	28%	30%	17%	25%

QA2.1 Avez-vous déjà ... ?

QA2.1 Have you ever...?

Visité une centrale nucléaire

Visited a nuclear power plant

	<b>TOTAL</b>	<b>Oui / Yes</b>	<b>Non / No</b>
UE25 EU25	25031	9%	91%
BE	1012	16%	84%
CZ	1072	9%	91%
DK	1060	8%	92%
D-W	1046	16%	84%
DE	1551	14%	86%
D-E	505	6%	94%
EE	1011	3%	97%
EL	1000	2%	98%
ES	1026	4%	96%
FR	1022	14%	86%
IE	1000	2%	98%
IT	1005	3%	97%
CY	506	1%	99%
LV	1031	9%	91%
LT	1016	8%	92%
LU	500	12%	88%
HU	1001	8%	92%
MT	500	1%	99%
NL	1069	9%	91%
AT	1013	7%	93%
PL	1000	2%	98%
PT	1006	2%	98%
SI	1039	16%	84%
SK	1180	12%	88%
FI	1030	12%	88%
SE	1006	23%	77%
UK	1375	14%	86%
BG	1027	7%	93%
RO	1026	2%	98%

QA2.2 Avez-vous déjà ... ?

QA2.2 Have you ever...?

Véçu dans une zone proche (dans un rayon de 50 km) d'une centrale nucléaire

Lived in an area close (within a 50 km radius) to a nuclear power plant

	<b>TOTAL</b>	<b>Oui / Yes</b>	<b>Non / No</b>
UE25 EU25	25031	12%	88%
BE	1012	33%	67%
CZ	1072	13%	87%
DK	1060	30%	70%
D-W	1046	28%	72%
DE	1551	24%	76%
D-E	505	7%	93%
EE	1011	2%	98%
EL	1000	1%	99%
ES	1026	3%	97%
FR	1022	18%	82%
IE	1000	2%	98%
IT	1005	4%	96%
CY	506	-	100%
LV	1031	13%	87%
LT	1016	8%	92%
LU	500	62%	38%
HU	1001	8%	92%
MT	500	2%	98%
NL	1069	17%	83%
AT	1013	3%	97%
PL	1000	1%	99%
PT	1006	2%	98%
SI	1039	10%	90%
SK	1180	18%	82%
FI	1030	10%	90%
SE	1006	18%	82%
UK	1375	13%	87%
BG	1027	4%	96%
RO	1026	3%	97%



QA2.3 Avez-vous déjà ... ?

QA2.3 Have you ever...?

Travaillé sur des questions liées à l'énergie nucléaire ou connu quelqu'un qui l'a fait

Worked on nuclear energy issues or known somebody working on them

	<b>TOTAL</b>	<b>Oui / Yes</b>	<b>Non / No</b>
UE25 EU25	25031	10%	90%
BE	1012	15%	85%
CZ	1072	6%	94%
DK	1060	13%	87%
D-W	1046	16%	84%
DE	1551	14%	86%
D-E	505	7%	93%
EE	1011	6%	94%
EL	1000	2%	98%
ES	1026	3%	97%
FR	1022	16%	84%
IE	1000	2%	98%
IT	1005	8%	92%
CY	506	1%	99%
LV	1031	7%	93%
LT	1016	5%	95%
LU	500	38%	62%
HU	1001	5%	95%
MT	500	4%	96%
NL	1069	12%	88%
AT	1013	5%	95%
PL	1000	2%	98%
PT	1006	2%	98%
SI	1039	9%	91%
SK	1180	9%	91%
FI	1030	17%	83%
SE	1006	24%	76%
UK	1375	13%	87%
BG	1027	4%	96%
RO	1026	2%	98%

QA3 Parmi les sources d'information suivantes, lesquelles utilisez-vous normalement pour vous informer sur ce qui se passe actuellement ? (ROTATION – PLUSIEURS REPONSES POSSIBLES)

QA3 Which of the following information sources do you usually use in order to keep abreast of current affairs? (ROTATE – MULTIPLE ANSWERS POSSIBLE)

	TOTAL	La télévision / TV	La radio / Radio	Internet / The Internet	Les quotidiens locaux ou régionaux / Local or Regional Newspapers	Les quotidiens nationaux ou internationaux / Daily newspapers distributed nationally or internationally	Les magazines ou journaux hebdomadaires / Weekly papers and magazines	Les magazines et publications spécialisés / Professional\ expert magazines and publications	Autre (SPONTANE) / Other (SPONTANEOUS)	NSP / DK
UE25 EU25	25031	87%	44%	26%	37%	27%	20%	10%	1%	1%
BE	1012	90%	57%	34%	29%	32%	27%	9%	2%	0%
CZ	1072	88%	42%	33%	31%	35%	29%	11%	0%	0%
DK	1060	93%	61%	51%	44%	51%	29%	16%	1%	0%
D-W	1046	87%	48%	29%	58%	21%	22%	10%	0%	1%
DE	1551	88%	49%	28%	57%	20%	23%	11%	0%	1%
D-E	505	91%	54%	23%	55%	14%	25%	13%	0%	0%
EE	1011	91%	65%	41%	35%	32%	29%	6%	1%	1%
EL	1000	95%	28%	10%	15%	26%	15%	6%	1%	-
ES	1026	86%	34%	17%	23%	16%	9%	4%	1%	2%
FR	1022	86%	53%	30%	41%	18%	23%	9%	0%	1%
IE	1000	83%	49%	14%	23%	38%	11%	4%	1%	2%
IT	1005	79%	26%	12%	27%	24%	22%	7%	1%	2%
CY	506	93%	37%	21%	16%	19%	21%	4%	1%	0%
LV	1031	90%	58%	33%	39%	24%	21%	6%	-	1%
LT	1016	90%	50%	26%	24%	21%	25%	3%	1%	1%
LU	500	85%	63%	31%	44%	34%	15%	13%	1%	1%
HU	1001	90%	43%	17%	22%	18%	14%	7%	1%	1%
MT	500	84%	47%	33%	37%	11%	10%	6%	0%	0%
NL	1069	90%	58%	54%	55%	49%	30%	22%	1%	0%
AT	1013	77%	49%	23%	41%	29%	29%	14%	5%	1%
PL	1000	89%	49%	22%	26%	15%	11%	10%	1%	1%
PT	1006	94%	23%	18%	18%	26%	13%	4%	1%	2%
SI	1039	86%	55%	33%	17%	39%	24%	10%	1%	0%
SK	1180	93%	61%	26%	23%	36%	45%	9%	1%	1%
FI	1030	85%	42%	37%	60%	37%	27%	20%	1%	0%
SE	1006	91%	63%	51%	74%	38%	19%	23%	0%	0%
UK	1375	87%	46%	29%	34%	49%	22%	9%	0%	1%
BG	1027	96%	35%	11%	13%	24%	13%	3%	1%	2%
RO	1026	93%	51%	19%	30%	20%	11%	5%	1%	2%

QA4.1 Pour chacune des affirmations suivantes, pourriez-vous me dire si elle vous semble vraie ou fausse.

QA4.1 For each of the following statements please tell me whether you think it is true or false.

Il y a des centrales nucléaires en activité en (NOTRE PAYS)

Nuclear power plants operate in (OUR COUNTRY)

	TOTAL	Vrai / True	Faux / False	NSP / DK
UE25 EU25	25031	69%	22%	9%
BE	1012	91%	5%	4%
CZ	1072	97%	2%	1%
DK	1060	7%	88%	5%
D-W	1046	98%	1%	1%
DE	1551	98%	1%	1%
D-E	505	97%	2%	1%
EE	1011	3%	87%	10%
EL	1000	28%	66%	6%
ES	1026	76%	3%	21%
FR	1022	94%	2%	4%
IE	1000	14%	68%	18%
IT	1005	24%	54%	22%
CY	506	5%	76%	19%
LV	1031	13%	76%	11%
LT	1016	95%	2%	3%
LU	500	4%	91%	5%
HU	1001	97%	1%	2%
MT	500	4%	81%	15%
NL	1069	87%	10%	3%
AT	1013	15%	81%	4%
PL	1000	17%	71%	12%
PT	1006	8%	70%	22%
SI	1039	96%	3%	1%
SK	1180	96%	2%	2%
FI	1030	98%	1%	1%
SE	1006	98%	1%	1%
UK	1375	89%	4%	7%
BG	1027	91%	1%	8%
RO	1026	72%	6%	22%

QA4.2 Pour chacune des affirmations suivantes, pourriez-vous me dire si elle vous semble vraie ou fausse.

QA4.2 For each of the following statements please tell me whether you think it is true or false.

(NOTRE PAYS) a décidé de se désengager de l'énergie nucléaire

(OUR COUNTRY) has decided to phase out nuclear energy

	TOTAL	Vrai / True	Faux / False	NSP / DK
UE25 EU25	25031	37%	43%	20%
BE	1012	51%	39%	10%
CZ	1072	11%	78%	11%
DK	1060	35%	44%	21%
D-W	1046	70%	23%	7%
DE	1551	69%	24%	7%
D-E	505	65%	28%	7%
EE	1011	18%	52%	30%
EL	1000	23%	57%	20%
ES	1026	37%	20%	43%
FR	1022	18%	70%	12%
IE	1000	13%	46%	41%
IT	1005	42%	30%	28%
CY	506	14%	37%	49%
LV	1031	31%	41%	28%
LT	1016	54%	29%	17%
LU	500	23%	45%	32%
HU	1001	10%	75%	15%
MT	500	16%	50%	34%
NL	1069	39%	51%	10%
AT	1013	78%	13%	9%
PL	1000	34%	38%	28%
PT	1006	6%	56%	38%
SI	1039	35%	51%	14%
SK	1180	53%	35%	12%
FI	1030	5%	89%	6%
SE	1006	72%	22%	6%
UK	1375	13%	68%	19%
BG	1027	45%	27%	28%
RO	1026	8%	46%	46%

QA4.3 Pour chacune des affirmations suivantes, pourriez-vous me dire si elle vous semble vraie ou fausse.

QA4.3 For each of the following statements please tell me whether you think it is true or false.

Le Gouvernement (NATIONALITE) a pris une décision sur la gestion finale des déchets nucléaires

(NATIONALITY) Government has made a decision concerning the final management of radioactive waste

	TOTAL	Vrai / True	Faux / False	NSP / DK
UE25 EU25	25031	32%	36%	32%
BE	1012	46%	36%	18%
CZ	1072	38%	37%	25%
DK	1060	38%	33%	29%
D-W	1046	47%	38%	15%
DE	1551	48%	37%	15%
D-E	505	55%	32%	13%
EE	1011	49%	17%	34%
EL	1000	27%	50%	23%
ES	1026	30%	15%	55%
FR	1022	34%	40%	26%
IE	1000	15%	39%	46%
IT	1005	25%	30%	45%
CY	506	27%	23%	50%
LV	1031	28%	40%	32%
LT	1016	45%	22%	33%
LU	500	23%	36%	41%
HU	1001	42%	30%	28%
MT	500	40%	28%	32%
NL	1069	31%	39%	30%
AT	1013	30%	36%	34%
PL	1000	20%	41%	39%
PT	1006	22%	33%	45%
SI	1039	30%	49%	21%
SK	1180	48%	21%	31%
FI	1030	43%	37%	20%
SE	1006	29%	48%	23%
UK	1375	21%	47%	32%
BG	1027	32%	11%	57%
RO	1026	24%	10%	66%

QA4.4 Pour chacune des affirmations suivantes, pourriez-vous me dire si elle vous semble vraie ou fausse.

QA4.4 For each of the following statements please tell me whether you think it is true or false.

Les centrales nucléaires sont les seuls utilisateurs de matières radioactives

Nuclear power plants are the only users of radioactive materials

	TOTAL	Vrai / True	Faux / False	NSP / DK
UE25 EU25	25031	24%	58%	18%
BE	1012	22%	73%	5%
CZ	1072	21%	70%	9%
DK	1060	16%	73%	11%
D-W	1046	31%	61%	8%
DE	1551	31%	61%	8%
D-E	505	30%	65%	5%
EE	1011	16%	63%	21%
EL	1000	21%	64%	15%
ES	1026	26%	40%	34%
FR	1022	18%	71%	11%
IE	1000	14%	50%	36%
IT	1005	30%	45%	25%
CY	506	14%	51%	35%
LV	1031	16%	63%	21%
LT	1016	37%	44%	19%
LU	500	12%	74%	14%
HU	1001	31%	47%	22%
MT	500	28%	38%	34%
NL	1069	11%	82%	7%
AT	1013	35%	48%	17%
PL	1000	36%	43%	21%
PT	1006	17%	47%	36%
SI	1039	28%	63%	9%
SK	1180	39%	43%	18%
FI	1030	20%	72%	8%
SE	1006	15%	71%	14%
UK	1375	13%	67%	20%
BG	1027	32%	27%	41%
RO	1026	22%	31%	47%

QA4.5 Pour chacune des affirmations suivantes, pourriez-vous me dire si elle vous semble vraie ou fausse.

QA4.5 For each of the following statements please tell me whether you think it is true or false.

Environ un tiers de l'électricité produite au sein de l'UE est produit par des centrales nucléaires

About a third of the electricity produced within the EU is produced by nuclear power plants

	TOTAL	Vrai / True	Faux / False	NSP / DK
UE25 EU25	25031	56%	19%	25%
BE	1012	73%	19%	8%
CZ	1072	66%	17%	17%
DK	1060	52%	25%	23%
D-W	1046	73%	16%	11%
DE	1551	73%	16%	11%
D-E	505	73%	14%	13%
EE	1011	49%	19%	32%
EL	1000	46%	32%	22%
ES	1026	42%	8%	50%
FR	1022	63%	21%	16%
IE	1000	41%	18%	41%
IT	1005	50%	19%	31%
CY	506	34%	11%	55%
LV	1031	51%	21%	28%
LT	1016	66%	9%	25%
LU	500	58%	17%	25%
HU	1001	63%	13%	24%
MT	500	29%	21%	50%
NL	1069	46%	33%	21%
AT	1013	66%	10%	24%
PL	1000	45%	21%	34%
PT	1006	21%	33%	46%
SI	1039	58%	23%	19%
SK	1180	69%	12%	19%
FI	1030	67%	21%	12%
SE	1006	53%	22%	25%
UK	1375	51%	21%	28%
BG	1027	46%	4%	50%
RO	1026	30%	9%	61%

QA4.6 Pour chacune des affirmations suivantes, pourriez-vous me dire si elle vous semble vraie ou fausse.

QA4.6 For each of the following statements please tell me whether you think it is true or false.

Moyenne

Average

	Total	Moyenne des bonnes réponses / Average of correct answers	Moyenne des mauvaises réponses / Average of wrong answers	NSP / DK
UE25 EU25	125155	57%	22%	21%
BE	5060	65%	26%	9%
CZ	5360	70%	18%	12%
DK	5300	58%	24%	18%
D-W	5230	70%	22%	8%
DE	7755	70%	22%	8%
D-E	2525	71%	21%	8%
EE	5055	54%	21%	25%
EL	5000	57%	26%	17%
ES	5130	39%	21%	40%
FR	5110	66%	20%	14%
IE	5000	49%	15%	36%
IT	5025	44%	26%	30%
CY	2530	45%	14%	41%
LV	5155	54%	22%	24%
LT	5080	51%	29%	20%
LU	2500	58%	19%	23%
HU	5005	62%	20%	18%
MT	2500	45%	22%	33%
NL	5345	59%	27%	14%
AT	5065	49%	33%	18%
PL	5000	48%	25%	27%
PT	5030	46%	17%	37%
SI	5195	63%	24%	13%
SK	5900	53%	31%	16%
FI	5150	74%	17%	9%
SE	5030	65%	21%	14%
UK	6875	65%	14%	21%
BG	5135	40%	23%	37%
RO	5130	38%	14%	48%



QA4.7 Pour chacune des affirmations suivantes, pourriez-vous me dire si elle vous semble vraie ou fausse.

QA4.7 For each of the following statements please tell me whether you think it is true or false.

Moyenne

Average

	TOTAL	Au moins une bonne réponse / At least one correct answer	1 bonne réponse / 1 correct answer	2 bonnes réponses / 2 correct answers	3 bonnes réponses / 3 correct answers	Au moins une mauvaise réponse / At least one wrong answer	Au moins une réponse NSP / At least one answer DK
UE25 EU25	25031	94%	10%	20%	27%	67%	48%
BE	1012	99%	4%	16%	37%	81%	26%
CZ	1072	99%	5%	14%	26%	59%	36%
DK	1060	97%	10%	24%	31%	72%	49%
D-W	1046	100%	4%	12%	28%	76%	26%
DE	1551	100%	4%	12%	29%	75%	26%
D-E	505	100%	2%	13%	29%	72%	24%
EE	1011	95%	15%	23%	31%	68%	57%
EL	1000	97%	14%	20%	27%	74%	40%
ES	1026	81%	19%	30%	20%	57%	68%
FR	1022	99%	4%	15%	34%	65%	41%
IE	1000	83%	16%	18%	18%	46%	66%
IT	1005	87%	15%	28%	25%	69%	62%
CY	506	86%	21%	24%	18%	45%	76%
LV	1031	93%	12%	22%	29%	68%	54%
LT	1016	97%	14%	36%	30%	78%	51%
LU	500	97%	9%	24%	30%	65%	60%
HU	1001	99%	12%	18%	29%	65%	46%
MT	500	89%	20%	28%	20%	67%	68%
NL	1069	98%	7%	26%	34%	81%	45%
AT	1013	96%	17%	29%	30%	90%	46%
PL	1000	91%	19%	25%	26%	72%	60%
PT	1006	82%	17%	18%	20%	55%	63%
SI	1039	99%	8%	24%	27%	70%	37%
SK	1180	98%	11%	37%	27%	80%	41%
FI	1030	100%	3%	11%	26%	60%	29%
SE	1006	99%	4%	16%	36%	73%	45%
UK	1375	95%	8%	15%	24%	51%	51%
BG	1027	93%	28%	35%	19%	66%	73%
RO	1026	80%	20%	25%	23%	44%	82%

QA5 Dans quelle mesure pensez-vous être bien informé(e) sur la sécurité des centrales nucléaires ?

QA5 How well informed do you think you are about the safety of nuclear power plants?

	TOTAL	Très bien informé(e) / Very well informed	Plutôt bien informé(e) / Fairly well informed	Pas très bien informé(e) / Not very well informed	Pas du tout informé(e) / Not at all informed	NSP / DK	Informé(e) / Informed	Pas informé(e) / Not informed
UE25 EU25	25031	3%	20%	50%	26%	1%	23%	76%
BE	1012	3%	19%	47%	31%	-	22%	78%
CZ	1072	2%	26%	51%	20%	1%	28%	71%
DK	1060	5%	29%	51%	13%	2%	34%	64%
D-W	1046	4%	30%	47%	19%	-	34%	66%
DE	1551	4%	28%	48%	20%	-	32%	68%
D-E	505	4%	22%	51%	23%	-	26%	74%
EE	1011	2%	13%	51%	32%	2%	15%	83%
EL	1000	1%	13%	42%	44%	-	14%	86%
ES	1026	1%	10%	48%	39%	2%	11%	87%
FR	1022	1%	14%	58%	26%	1%	15%	84%
IE	1000	2%	18%	38%	39%	3%	20%	77%
IT	1005	3%	16%	47%	33%	1%	19%	80%
CY	506	-	9%	43%	47%	1%	9%	90%
LV	1031	1%	13%	56%	29%	1%	14%	85%
LT	1016	2%	14%	54%	28%	2%	16%	82%
LU	500	5%	22%	50%	22%	1%	27%	72%
HU	1001	2%	20%	55%	23%	-	22%	78%
MT	500	1%	11%	45%	41%	2%	12%	86%
NL	1069	2%	30%	49%	18%	1%	32%	67%
AT	1013	1%	23%	50%	24%	2%	24%	74%
PL	1000	2%	16%	51%	30%	1%	18%	81%
PT	1006	1%	11%	42%	44%	2%	12%	86%
SI	1039	4%	33%	48%	15%	-	37%	63%
SK	1180	3%	28%	48%	20%	1%	31%	68%
FI	1030	4%	38%	49%	8%	1%	42%	57%
SE	1006	4%	40%	49%	7%	-	44%	56%
UK	1375	4%	22%	55%	19%	-	26%	74%
BG	1027	2%	20%	48%	28%	2%	22%	76%
RO	1026	2%	15%	40%	37%	6%	17%	77%

QA6 Parmi les sources suivantes, quelles sont les 3 auxquelles vous faites confiance pour vous informer sur la sécurité nucléaire ? (ROTATION – MAX. 3 REponses)

QA6 Which 3 of the following would you trust most to give you information about nuclear safety? (ROTATE – MAX. 3 ANSWERS)

	TOTAL	Le Gouvernement (NATIONALITE) / The (NATIONALITY) Government	Les autorités de sécurité nucléaire (NATIONALITE) / (NATIONALITY) nuclear safety authorities	Les entreprises qui gèrent les centrales nucléaires / Energy companies that operate nuclear power plants	L'Union européenne / The European Union	Les scientifiques / Scientists	Des organisations non gouvernementales (ONG) soucieuses de l'environnement / Non-governmental organisations (NGOs) concerned about the environment	Des organisations internationales qui traitent de l'usage de technologies nucléaires (par ex. AIEA) / International organisations working on uses of nuclear technology (e.g. IAEA)	Les Journalistes (télévision, radio, presse) / Journalists (TV, radio, newspapers)	La famille et les amis / Friends and family	Aucune (SPONTANE) / None (SPONTANEOUS)	Autre (SPONTANE) / Other (SPONTANEOUS)	NSP / DK
UE25 EU25	25031	17%	28%	11%	15%	48%	30%	26%	26%	9%	4%	0%	3%
BE	1012	21%	30%	12%	22%	51%	30%	21%	38%	9%	3%	1%	1%
CZ	1072	12%	51%	19%	12%	38%	26%	40%	23%	8%	3%	0%	1%
DK	1060	28%	37%	11%	12%	60%	34%	33%	19%	7%	2%	0%	2%
D-W	1046	12%	26%	6%	11%	48%	36%	33%	30%	10%	4%	1%	2%
DE	1551	11%	27%	7%	11%	49%	35%	33%	29%	9%	4%	1%	2%
D-E	505	8%	31%	13%	14%	51%	31%	35%	24%	8%	3%	0%	2%
EE	1011	13%	19%	11%	9%	65%	24%	18%	19%	8%	3%	0%	6%
EL	1000	31%	20%	9%	24%	68%	30%	28%	21%	5%	2%	1%	-
ES	1026	19%	16%	6%	16%	43%	20%	11%	37%	8%	7%	0%	7%
FR	1022	12%	22%	13%	14%	57%	42%	23%	30%	10%	4%	0%	2%
IE	1000	37%	27%	6%	20%	32%	34%	19%	31%	12%	4%	1%	5%
IT	1005	21%	28%	13%	20%	33%	27%	25%	16%	5%	4%	0%	3%
CY	506	30%	17%	11%	43%	65%	29%	30%	15%	4%	4%	0%	2%
LV	1031	21%	24%	17%	14%	53%	22%	22%	32%	8%	2%	-	1%
LT	1016	12%	18%	15%	19%	55%	15%	29%	31%	7%	3%	0%	3%
LU	500	23%	29%	6%	16%	36%	26%	15%	28%	9%	9%	1%	1%
HU	1001	17%	31%	21%	24%	34%	17%	31%	19%	7%	8%	0%	2%
MT	500	30%	17%	10%	32%	39%	36%	17%	19%	6%	5%	-	4%
NL	1069	22%	33%	14%	16%	64%	27%	41%	22%	7%	1%	0%	1%
AT	1013	21%	38%	9%	10%	35%	41%	23%	28%	17%	5%	2%	2%
PL	1000	10%	14%	8%	16%	53%	21%	23%	23%	11%	4%	0%	5%
PT	1006	38%	13%	8%	28%	44%	32%	15%	29%	7%	3%	0%	8%
SI	1039	9%	27%	22%	13%	45%	30%	27%	29%	12%	3%	0%	1%
SK	1180	18%	51%	27%	17%	43%	28%	33%	13%	9%	2%	0%	2%
FI	1030	19%	60%	17%	9%	56%	17%	40%	22%	8%	2%	0%	0%
SE	1006	16%	72%	16%	6%	70%	21%	42%	12%	6%	1%	0%	1%
UK	1375	18%	37%	12%	9%	46%	36%	28%	23%	12%	5%	1%	3%
BG	1027	28%	32%	18%	12%	36%	14%	19%	46%	10%	3%	0%	5%
RO	1026	32%	40%	24%	20%	43%	18%	22%	34%	5%	1%	2%	4%

QA7 Pensez-vous que l'enseignement dans les écoles soit suffisant pour permettre aux élèves d'avoir des connaissances de base sur les risques et les avantages des choix énergétiques en général et de l'énergie nucléaire en particulier ?

QA7 Do you believe that the information schools offer to children on the risks and benefits of energy choices in general and nuclear energy in particular is sufficient or not for children to acquire a basic knowledge on these issues?

	TOTAL	Oui, certainement / Yes, certainly	Oui, probablement / Yes, probably	Non, probablement pas / No, probably not	Non, certainement pas / No, certainly not	NSP / DK	Oui / Yes	Non / No
UE25 EU25	25031	4%	21%	38%	24%	13%	25%	62%
BE	1012	5%	27%	36%	28%	4%	32%	64%
CZ	1072	5%	32%	39%	14%	10%	37%	53%
DK	1060	3%	21%	41%	22%	13%	24%	63%
D-W	1046	6%	20%	39%	26%	9%	26%	65%
DE	1551	5%	21%	39%	25%	10%	26%	64%
D-E	505	4%	22%	40%	20%	14%	26%	60%
EE	1011	3%	18%	34%	21%	24%	21%	55%
EL	1000	3%	15%	35%	46%	1%	18%	81%
ES	1026	3%	16%	36%	22%	23%	19%	58%
FR	1022	3%	13%	39%	34%	11%	16%	73%
IE	1000	3%	14%	32%	29%	22%	17%	61%
IT	1005	6%	26%	35%	25%	8%	32%	60%
CY	506	3%	16%	29%	35%	17%	19%	64%
LV	1031	4%	15%	39%	25%	17%	19%	64%
LT	1016	5%	21%	33%	23%	18%	26%	56%
LU	500	6%	16%	31%	33%	14%	22%	64%
HU	1001	4%	24%	37%	25%	10%	28%	62%
MT	500	6%	30%	32%	12%	20%	36%	44%
NL	1069	3%	13%	43%	25%	16%	16%	68%
AT	1013	5%	30%	41%	16%	8%	35%	57%
PL	1000	3%	18%	42%	19%	18%	21%	61%
PT	1006	8%	22%	26%	25%	19%	30%	51%
SI	1039	6%	28%	43%	15%	8%	34%	58%
SK	1180	4%	26%	41%	20%	9%	30%	61%
FI	1030	5%	36%	43%	11%	5%	41%	54%
SE	1006	3%	29%	50%	11%	7%	32%	61%
UK	1375	4%	23%	38%	15%	20%	27%	53%
BG	1027	4%	15%	30%	22%	29%	19%	52%
RO	1026	4%	15%	31%	29%	21%	19%	60%

QA8 Pensez-vous que les informations dans les medias sont suffisantes pour vous permettent de vous faire une opinion sur les risques et les avantages des choix énergétiques en général et de l'énergie nucléaire en particulier ?

QA8 Do you think that the information the media offers on the risks and benefits of energy choices in general and nuclear in particular is sufficient or not for you to draw your own conclusions on these topics?

	TOTAL	Oui, certainement / Yes, certainly	Oui, probablement / Yes, probably	Non, probablement pas / No, probably not	Non, certainement pas / No, certainly not	NSP / DK	Oui / Yes	Non / No
UE25 EU25	25031	4%	23%	43%	24%	6%	27%	67%
BE	1012	6%	30%	41%	23%	-	36%	64%
CZ	1072	3%	33%	47%	14%	3%	36%	61%
DK	1060	6%	26%	44%	20%	4%	32%	64%
D-W	1046	8%	25%	41%	24%	2%	33%	65%
DE	1551	8%	25%	42%	23%	2%	33%	65%
D-E	505	5%	26%	46%	21%	2%	31%	67%
EE	1011	2%	20%	42%	24%	12%	22%	66%
EL	1000	3%	14%	40%	43%	-	17%	83%
ES	1026	2%	14%	44%	24%	16%	16%	68%
FR	1022	4%	20%	43%	29%	4%	24%	72%
IE	1000	3%	18%	34%	31%	14%	21%	65%
IT	1005	4%	26%	37%	27%	6%	30%	64%
CY	506	1%	17%	42%	33%	7%	18%	75%
LV	1031	3%	22%	46%	24%	5%	25%	70%
LT	1016	5%	28%	42%	17%	8%	33%	59%
LU	500	3%	21%	39%	35%	2%	24%	74%
HU	1001	3%	24%	42%	25%	6%	27%	67%
MT	500	3%	21%	44%	23%	9%	24%	67%
NL	1069	10%	27%	43%	17%	3%	37%	60%
AT	1013	4%	30%	44%	18%	4%	34%	62%
PL	1000	2%	19%	51%	20%	8%	21%	71%
PT	1006	5%	14%	39%	33%	9%	19%	72%
SI	1039	4%	33%	49%	12%	2%	37%	61%
SK	1180	3%	28%	49%	16%	4%	31%	65%
FI	1030	9%	40%	38%	11%	2%	49%	49%
SE	1006	5%	28%	52%	13%	2%	33%	65%
UK	1375	4%	28%	44%	19%	5%	32%	63%
BG	1027	3%	23%	42%	16%	16%	26%	58%
RO	1026	3%	18%	35%	25%	19%	21%	60%

QA9 Dans quelle mesure pensez-vous que la(les) centrale(s) nucléaire(s) en (NOTRE PAYS) représente(nt) un risque pour vous et votre famille ?

QA9 To what extent do you think that (the) nuclear power plant(s) in (OUR COUNTRY) represent(s) a risk to you and your family?

	TOTAL	Un grand risque / A big risk	Un certain risque / Some risk	Un risque faible / Not much of a risk	Pas du tout de risque / No risk at all	Pas applicable dans votre pays (SPONTANE) / Not applicable in your country (SPONTANEOUS)	NSP / DK	Un risque / A risk	Pas de risque / No risk
UE25 EU25	25031	16%	37%	30%	8%	4%	5%	53%	38%
BE	1012	9%	24%	47%	18%	1%	1%	33%	65%
CZ	1072	12%	40%	32%	14%	-	2%	52%	46%
DK	1060	6%	14%	22%	24%	33%	1%	20%	46%
D-W	1046	12%	35%	45%	5%	1%	2%	47%	50%
DE	1551	11%	34%	46%	6%	1%	2%	45%	52%
D-E	505	6%	30%	51%	10%	1%	2%	36%	61%
EE	1011	7%	14%	8%	5%	59%	7%	21%	13%
EL	1000	51%	26%	14%	3%	6%	-	77%	17%
ES	1026	20%	40%	19%	5%	-	16%	60%	24%
FR	1022	17%	48%	27%	6%	-	2%	65%	33%
IE	1000	21%	31%	11%	4%	24%	9%	52%	15%
IT	1005	26%	35%	22%	6%	4%	7%	61%	28%
CY	506	17%	4%	2%	3%	63%	11%	21%	5%
LV	1031	21%	25%	11%	12%	28%	3%	46%	23%
LT	1016	20%	42%	21%	15%	1%	1%	62%	36%
LU	500	35%	43%	13%	3%	5%	1%	78%	16%
HU	1001	8%	32%	46%	11%	1%	2%	40%	57%
MT	500	39%	15%	3%	4%	29%	10%	54%	7%
NL	1069	7%	34%	46%	12%	-	1%	41%	58%
AT	1013	17%	37%	13%	7%	22%	4%	54%	20%
PL	1000	10%	26%	25%	19%	14%	6%	36%	44%
PT	1006	19%	28%	11%	8%	19%	15%	47%	19%
SI	1039	18%	36%	36%	8%	-	2%	54%	44%
SK	1180	10%	46%	32%	10%	-	2%	56%	42%
FI	1030	3%	30%	49%	17%	1%	-	33%	66%
SE	1006	4%	37%	48%	10%	-	1%	41%	58%
UK	1375	13%	45%	30%	6%	-	6%	58%	36%
BG	1027	13%	27%	24%	24%	-	12%	40%	48%
RO	1026	15%	29%	24%	13%	3%	16%	44%	37%

QA10.1 Dans quelle mesure êtes-vous d'accord ou pas d'accord avec les affirmations suivantes ?

QA10.1 To what extent do you agree or disagree with each of the following statements?

Il est possible de faire fonctionner une centrale nucléaire de manière sûre

It is possible to operate a nuclear power plant in a safe manner

	TOTAL	Tout à fait d'accord / Totally agree	Plutôt d'accord / Tend to agree	Plutôt pas d'accord / Tend to disagree	Pas du tout d'accord / / Totally disagree	NSP / DK	D'accord / Agree	Pas d'accord / Disagree
UE25 EU25	25031	14%	45%	23%	8%	10%	59%	31%
BE	1012	22%	51%	19%	5%	3%	73%	24%
CZ	1072	18%	58%	15%	5%	4%	76%	20%
DK	1060	15%	40%	28%	12%	5%	55%	40%
D-W	1046	14%	42%	30%	10%	4%	56%	40%
DE	1551	15%	43%	29%	10%	3%	58%	39%
D-E	505	18%	46%	26%	8%	2%	64%	34%
EE	1011	16%	39%	24%	10%	11%	55%	34%
EL	1000	8%	27%	35%	29%	1%	35%	64%
ES	1026	8%	47%	18%	4%	23%	55%	22%
FR	1022	10%	48%	27%	8%	7%	58%	35%
IE	1000	7%	30%	24%	18%	21%	37%	42%
IT	1005	8%	42%	27%	9%	14%	50%	36%
CY	506	8%	25%	22%	35%	10%	33%	57%
LV	1031	9%	38%	32%	11%	10%	47%	43%
LT	1016	20%	49%	19%	3%	9%	69%	22%
LU	500	6%	32%	31%	25%	6%	38%	56%
HU	1001	31%	47%	12%	5%	5%	78%	17%
MT	500	5%	22%	33%	21%	19%	27%	54%
NL	1069	26%	48%	15%	5%	6%	74%	20%
AT	1013	4%	24%	35%	25%	12%	28%	60%
PL	1000	12%	43%	26%	8%	11%	55%	34%
PT	1006	7%	30%	30%	11%	22%	37%	41%
SI	1039	19%	55%	20%	3%	3%	74%	23%
SK	1180	24%	55%	15%	2%	4%	79%	17%
FI	1030	24%	53%	17%	4%	2%	77%	21%
SE	1006	34%	44%	15%	6%	1%	78%	21%
UK	1375	17%	54%	15%	5%	9%	71%	20%
BG	1027	41%	39%	7%	2%	11%	80%	9%
RO	1026	29%	43%	9%	2%	17%	72%	11%

QA10.2 Dans quelle mesure êtes-vous d'accord ou pas d'accord avec les affirmations suivantes ?

QA10.2 To what extent do you agree or disagree with each of the following statements?

La législation (NATIONALITE) garantit suffisamment la sûreté nucléaire

The (NATIONALITY) legislation sufficiently ensures nuclear safety

	TOTAL	Tout à fait d'accord / Totally agree	Plutôt d'accord / Tend to agree	Plutôt pas d'accord / Tend to disagree	Pas du tout d'accord / / Totally disagree	NSP / DK	D'accord / Agree	Pas d'accord / Disagree
UE25 EU25	25031	8%	38%	25%	10%	19%	46%	35%
BE	1012	11%	52%	23%	7%	7%	63%	30%
CZ	1072	9%	54%	22%	4%	11%	63%	26%
DK	1060	11%	31%	26%	10%	22%	42%	36%
D-W	1046	13%	41%	29%	11%	6%	54%	40%
DE	1551	14%	42%	28%	11%	5%	56%	39%
D-E	505	16%	47%	24%	7%	6%	63%	31%
EE	1011	5%	21%	24%	18%	32%	26%	42%
EL	1000	4%	27%	38%	23%	8%	31%	61%
ES	1026	7%	31%	21%	4%	37%	38%	25%
FR	1022	7%	43%	27%	7%	16%	50%	34%
IE	1000	2%	22%	23%	19%	34%	24%	42%
IT	1005	5%	33%	29%	13%	20%	38%	42%
CY	506	4%	15%	14%	16%	51%	19%	30%
LV	1031	3%	19%	36%	15%	27%	22%	51%
LT	1016	6%	37%	28%	7%	22%	43%	35%
LU	500	3%	21%	33%	29%	14%	24%	62%
HU	1001	18%	46%	15%	8%	13%	64%	23%
MT	500	3%	26%	17%	15%	39%	29%	32%
NL	1069	11%	42%	25%	9%	13%	53%	34%
AT	1013	8%	39%	21%	13%	19%	47%	34%
PL	1000	3%	25%	30%	12%	30%	28%	42%
PT	1006	1%	18%	23%	15%	43%	19%	38%
SI	1039	12%	49%	24%	6%	9%	61%	30%
SK	1180	16%	50%	19%	3%	12%	66%	22%
FI	1030	16%	56%	20%	3%	5%	72%	23%
SE	1006	24%	42%	16%	3%	15%	66%	19%
UK	1375	7%	45%	21%	8%	19%	52%	29%
BG	1027	22%	40%	14%	5%	19%	62%	19%
RO	1026	13%	27%	17%	7%	36%	40%	24%



QA10.3 Dans quelle mesure êtes-vous d'accord ou pas d'accord avec les affirmations suivantes ?

QA10.3 To what extent do you agree or disagree with each of the following statements?

L'agence de sûreté nucléaire en (NOTRE PAYS) garantit suffisamment le fonctionnement sûr des centrales nucléaires

The nuclear safety authority in (OUR COUNTRY) sufficiently ensures the safe operation of nuclear power plant(s)

	TOTAL	Tout à fait d'accord / Totally agree	Plutôt d'accord / Tend to agree	Plutôt pas d'accord / Tend to disagree	Pas du tout d'accord / / Totally disagree	NSP / DK	D'accord / Agree	Pas d'accord / Disagree
UE25 EU25	25031	9%	42%	23%	8%	18%	51%	31%
BE	1012	13%	56%	20%	5%	6%	69%	25%
CZ	1072	12%	60%	17%	4%	7%	72%	21%
DK	1060	9%	29%	22%	10%	30%	38%	32%
D-W	1046	13%	46%	27%	9%	5%	59%	36%
DE	1551	13%	47%	26%	9%	5%	60%	35%
D-E	505	14%	51%	24%	8%	3%	65%	32%
EE	1011	5%	20%	20%	16%	39%	25%	36%
EL	1000	5%	28%	38%	23%	6%	33%	61%
ES	1026	6%	37%	21%	3%	33%	43%	24%
FR	1022	5%	50%	23%	5%	17%	55%	28%
IE	1000	3%	21%	19%	17%	40%	24%	36%
IT	1005	6%	35%	23%	11%	25%	41%	34%
CY	506	2%	10%	10%	17%	61%	12%	27%
LV	1031	3%	24%	30%	13%	30%	27%	43%
LT	1016	7%	40%	33%	7%	13%	47%	40%
LU	500	3%	21%	30%	30%	16%	24%	60%
HU	1001	17%	52%	14%	6%	11%	69%	20%
MT	500	3%	26%	14%	17%	40%	29%	31%
NL	1069	13%	48%	25%	7%	7%	61%	32%
AT	1013	7%	34%	24%	15%	20%	41%	39%
PL	1000	4%	25%	26%	8%	37%	29%	34%
PT	1006	2%	17%	24%	14%	43%	19%	38%
SI	1039	14%	56%	20%	3%	7%	70%	23%
SK	1180	17%	54%	16%	2%	11%	71%	18%
FI	1030	24%	56%	14%	3%	3%	80%	17%
SE	1006	32%	45%	13%	3%	7%	77%	16%
UK	1375	7%	55%	17%	4%	17%	62%	21%
BG	1027	22%	39%	11%	2%	26%	61%	13%
RO	1026	13%	31%	15%	5%	36%	44%	20%

QA10.4 Dans quelle mesure êtes-vous d'accord ou pas d'accord avec les affirmations suivantes ?

QA10.4 To what extent do you agree or disagree with each of the following statements?

Vous faites confiance aux entreprises qui gèrent les centrales nucléaires

You trust companies operating nuclear power plants

	TOTAL	Tout à fait d'accord / Totally agree	Plutôt d'accord / Tend to agree	Plutôt pas d'accord / Tend to disagree	Pas du tout d'accord / / Totally disagree	NSP / DK	D'accord / Agree	Pas d'accord / Disagree
UE25 EU25	25031	8%	38%	29%	15%	10%	46%	44%
BE	1012	18%	55%	18%	8%	1%	73%	26%
CZ	1072	11%	56%	23%	6%	4%	67%	29%
DK	1060	7%	24%	41%	23%	5%	31%	64%
D-W	1046	10%	35%	33%	20%	2%	45%	53%
DE	1551	10%	35%	33%	20%	2%	45%	53%
D-E	505	10%	36%	34%	18%	2%	46%	52%
EE	1011	7%	29%	23%	19%	22%	36%	42%
EL	1000	1%	15%	43%	40%	1%	16%	83%
ES	1026	6%	32%	28%	9%	25%	38%	37%
FR	1022	9%	53%	25%	8%	5%	62%	33%
IE	1000	2%	16%	24%	36%	22%	18%	60%
IT	1005	4%	32%	32%	18%	14%	36%	50%
CY	506	4%	13%	23%	33%	27%	17%	56%
LV	1031	5%	31%	33%	16%	15%	36%	49%
LT	1016	11%	44%	27%	7%	11%	55%	34%
LU	500	3%	22%	30%	41%	4%	25%	71%
HU	1001	21%	50%	16%	9%	4%	71%	25%
MT	500	4%	19%	25%	35%	17%	23%	60%
NL	1069	18%	48%	23%	7%	4%	66%	30%
AT	1013	4%	18%	36%	35%	7%	22%	71%
PL	1000	2%	21%	38%	18%	21%	23%	56%
PT	1006	2%	25%	31%	16%	26%	27%	47%
SI	1039	17%	52%	23%	5%	3%	69%	28%
SK	1180	17%	50%	21%	6%	6%	67%	27%
FI	1030	18%	52%	22%	5%	3%	70%	27%
SE	1006	28%	40%	21%	9%	2%	68%	30%
UK	1375	7%	45%	27%	13%	8%	52%	40%
BG	1027	24%	41%	16%	5%	14%	65%	21%
RO	1026	14%	36%	20%	8%	22%	50%	28%

QA10.5 Dans quelle mesure êtes-vous d'accord ou pas d'accord avec les affirmations suivantes ?

QA10.5 To what extent do you agree or disagree with each of the following statements?

Le stockage ultime de déchets radioactifs peut se faire de manière sûre

The disposal of radioactive waste can be done in a safe manner

	TOTAL	Tout à fait d'accord / Totally agree	Plutôt d'accord / Tend to agree	Plutôt pas d'accord / Tend to disagree	Pas du tout d'accord / / Totally disagree	NSP / DK	D'accord / Agree	Pas d'accord / Disagree
UE25 EU25	25031	8%	31%	32%	18%	11%	39%	50%
BE	1012	11%	40%	29%	17%	3%	51%	46%
CZ	1072	14%	48%	23%	7%	8%	62%	30%
DK	1060	9%	27%	37%	22%	5%	36%	59%
D-W	1046	9%	22%	37%	26%	6%	31%	63%
DE	1551	9%	25%	37%	24%	5%	34%	61%
D-E	505	10%	35%	35%	17%	3%	45%	52%
EE	1011	14%	37%	24%	12%	13%	51%	36%
EL	1000	6%	31%	32%	30%	1%	37%	62%
ES	1026	5%	31%	28%	9%	27%	36%	37%
FR	1022	3%	23%	43%	22%	9%	26%	65%
IE	1000	4%	25%	22%	24%	25%	29%	46%
IT	1005	5%	35%	31%	15%	14%	40%	46%
CY	506	8%	25%	22%	26%	19%	33%	48%
LV	1031	5%	23%	36%	24%	12%	28%	60%
LT	1016	15%	42%	24%	7%	12%	57%	31%
LU	500	4%	20%	33%	33%	10%	24%	66%
HU	1001	26%	47%	14%	5%	8%	73%	19%
MT	500	7%	31%	24%	18%	20%	38%	42%
NL	1069	16%	37%	28%	12%	7%	53%	40%
AT	1013	4%	21%	37%	28%	10%	25%	65%
PL	1000	6%	26%	33%	23%	12%	32%	56%
PT	1006	4%	26%	30%	17%	23%	30%	47%
SI	1039	14%	42%	31%	9%	4%	56%	40%
SK	1180	10%	34%	31%	12%	13%	44%	43%
FI	1030	10%	35%	34%	17%	4%	45%	51%
SE	1006	16%	34%	28%	15%	7%	50%	43%
UK	1375	8%	40%	27%	14%	11%	48%	41%
BG	1027	22%	36%	11%	2%	29%	58%	13%
RO	1026	17%	34%	16%	5%	28%	51%	21%

QA10.6 Dans quelle mesure êtes-vous d'accord ou pas d'accord avec les affirmations suivantes ?

QA10.6 To what extent do you agree or disagree with each of the following statements?

Le terrorisme constitue une très grande menace contre les centrales nucléaires

Terrorism is a major threat to nuclear power plants

	TOTAL	Tout à fait d'accord / Totally agree	Plutôt d'accord / Tend to agree	Plutôt pas d'accord / Tend to disagree	Pas du tout d'accord / / Totally disagree	NSP / DK	D'accord / Agree	Pas d'accord / Disagree
UE25 EU25	25031	39%	35%	15%	4%	7%	74%	19%
BE	1012	38%	36%	19%	5%	2%	74%	24%
CZ	1072	39%	34%	21%	3%	3%	73%	24%
DK	1060	34%	39%	19%	5%	3%	73%	24%
D-W	1046	46%	31%	18%	4%	1%	77%	22%
DE	1551	49%	30%	16%	4%	1%	79%	20%
D-E	505	59%	27%	9%	3%	2%	86%	12%
EE	1011	61%	21%	9%	2%	7%	82%	11%
EL	1000	47%	36%	10%	7%	-	83%	17%
ES	1026	16%	30%	22%	6%	26%	46%	28%
FR	1022	43%	40%	11%	2%	4%	83%	13%
IE	1000	40%	31%	8%	4%	17%	71%	12%
IT	1005	27%	38%	18%	7%	10%	65%	25%
CY	506	60%	21%	3%	4%	12%	81%	7%
LV	1031	25%	32%	28%	9%	6%	57%	37%
LT	1016	35%	32%	21%	7%	5%	67%	28%
LU	500	54%	30%	7%	4%	5%	84%	11%
HU	1001	44%	37%	12%	3%	4%	81%	15%
MT	500	41%	37%	4%	3%	15%	78%	7%
NL	1069	40%	36%	17%	5%	2%	76%	22%
AT	1013	48%	35%	10%	2%	5%	83%	12%
PL	1000	57%	32%	6%	2%	3%	89%	8%
PT	1006	40%	35%	8%	2%	15%	75%	10%
SI	1039	48%	33%	15%	2%	2%	81%	17%
SK	1180	34%	36%	19%	5%	6%	70%	24%
FI	1030	31%	39%	24%	4%	2%	70%	28%
SE	1006	42%	35%	12%	7%	4%	77%	19%
UK	1375	41%	37%	14%	2%	6%	78%	16%
BG	1027	57%	26%	4%	1%	12%	83%	5%
RO	1026	46%	30%	6%	1%	17%	76%	7%

QA10.7 Dans quelle mesure êtes-vous d'accord ou pas d'accord avec les affirmations suivantes ?

QA10.7 To what extent do you agree or disagree with each of the following statements?

Les matières radioactives peuvent être transportées de manière sûre

Radioactive materials can be transported safely

	TOTAL	Tout à fait d'accord / Totally agree	Plutôt d'accord / Tend to agree	Plutôt pas d'accord / Tend to disagree	Pas du tout d'accord / / Totally disagree	NSP / DK	D'accord / Agree	Pas d'accord / Disagree
UE25 EU25	25031	10%	38%	29%	13%	10%	48%	42%
BE	1012	15%	45%	28%	10%	2%	60%	38%
CZ	1072	15%	56%	18%	5%	6%	71%	23%
DK	1060	15%	37%	31%	12%	5%	52%	43%
D-W	1046	15%	35%	32%	15%	3%	50%	47%
DE	1551	15%	36%	31%	15%	3%	51%	46%
D-E	505	17%	41%	28%	12%	2%	58%	40%
EE	1011	15%	37%	25%	11%	12%	52%	36%
EL	1000	6%	32%	36%	24%	2%	38%	60%
ES	1026	5%	31%	29%	9%	26%	36%	38%
FR	1022	6%	37%	34%	16%	7%	43%	50%
IE	1000	4%	27%	24%	21%	24%	31%	45%
IT	1005	7%	37%	30%	13%	13%	44%	43%
CY	506	7%	26%	22%	28%	17%	33%	50%
LV	1031	11%	32%	34%	14%	9%	43%	48%
LT	1016	13%	46%	24%	6%	11%	59%	30%
LU	500	10%	30%	29%	23%	8%	40%	52%
HU	1001	25%	45%	14%	6%	10%	70%	20%
MT	500	9%	31%	22%	17%	21%	40%	39%
NL	1069	16%	41%	28%	10%	5%	57%	38%
AT	1013	4%	24%	39%	23%	10%	28%	62%
PL	1000	8%	34%	31%	15%	12%	42%	46%
PT	1006	7%	31%	28%	12%	22%	38%	40%
SI	1039	10%	41%	35%	11%	3%	51%	46%
SK	1180	12%	46%	26%	8%	8%	58%	34%
FI	1030	9%	42%	35%	12%	2%	51%	47%
SE	1006	16%	41%	27%	10%	6%	57%	37%
UK	1375	12%	45%	22%	11%	10%	57%	33%
BG	1027	17%	40%	12%	3%	28%	57%	15%
RO	1026	20%	37%	15%	4%	24%	57%	19%

QA10.8 Dans quelle mesure êtes-vous d'accord ou pas d'accord avec les affirmations suivantes ?

QA10.8 To what extent do you agree or disagree with each of the following statements?

L'utilisation de matières radioactives est suffisamment protégée contre les utilisations malveillantes

The use of nuclear materials is sufficiently protected against misuse

	TOTAL	Tout à fait d'accord / Totally agree	Plutôt d'accord / Tend to agree	Plutôt pas d'accord / Tend to disagree	Pas du tout d'accord / / Totally disagree	NSP / DK	D'accord / Agree	Pas d'accord / Disagree
UE25 EU25	25031	6%	32%	32%	14%	16%	38%	46%
BE	1012	11%	42%	30%	12%	5%	53%	42%
CZ	1072	7%	47%	27%	7%	12%	54%	34%
DK	1060	4%	25%	43%	20%	8%	29%	63%
D-W	1046	8%	30%	33%	21%	8%	38%	54%
DE	1551	8%	31%	34%	20%	7%	39%	54%
D-E	505	8%	33%	38%	15%	6%	41%	53%
EE	1011	5%	21%	32%	20%	22%	26%	52%
EL	1000	3%	16%	45%	29%	7%	19%	74%
ES	1026	5%	27%	29%	10%	29%	32%	39%
FR	1022	4%	36%	33%	13%	14%	40%	46%
IE	1000	1%	18%	26%	23%	32%	19%	49%
IT	1005	4%	28%	32%	17%	19%	32%	49%
CY	506	5%	20%	24%	20%	31%	25%	44%
LV	1031	3%	23%	43%	16%	15%	26%	59%
LT	1016	6%	31%	40%	9%	14%	37%	49%
LU	500	5%	20%	34%	27%	14%	25%	61%
HU	1001	16%	42%	17%	9%	16%	58%	26%
MT	500	7%	19%	21%	22%	31%	26%	43%
NL	1069	6%	30%	35%	15%	14%	36%	50%
AT	1013	5%	22%	38%	23%	12%	27%	61%
PL	1000	4%	30%	32%	12%	22%	34%	44%
PT	1006	3%	19%	27%	19%	32%	22%	46%
SI	1039	7%	40%	33%	10%	10%	47%	43%
SK	1180	8%	40%	29%	10%	13%	48%	39%
FI	1030	8%	45%	33%	9%	5%	53%	42%
SE	1006	13%	39%	26%	10%	12%	52%	36%
UK	1375	5%	40%	29%	11%	15%	45%	40%
BG	1027	11%	27%	19%	5%	38%	38%	24%
RO	1026	9%	26%	19%	8%	38%	35%	27%

QA11.1 Dans quelle mesure êtes-vous d'accord ou pas d'accord avec chacune des propositions suivantes sur les avantages de l'énergie nucléaire ?

QA11.1 To what extent do you agree or disagree with each of the following statements on the value of nuclear energy?

L'énergie nucléaire permet de limiter le réchauffement de la terre

Nuclear energy helps to limit global warming

	TOTAL	Tout à fait d'accord / Totally agree	Plutôt d'accord / Tend to agree	Plutôt pas d'accord / Tend to disagree	Pas du tout d'accord / / Totally disagree	NSP / DK	D'accord / Agree	Pas d'accord / Disagree
UE25 EU25	25031	15%	31%	21%	10%	23%	46%	31%
BE	1012	18%	31%	29%	11%	11%	49%	40%
CZ	1072	18%	38%	20%	7%	17%	56%	27%
DK	1060	35%	27%	14%	7%	17%	62%	21%
D-W	1046	20%	31%	24%	13%	12%	51%	37%
DE	1551	21%	30%	24%	13%	12%	51%	37%
D-E	505	22%	28%	26%	13%	11%	50%	39%
EE	1011	12%	25%	20%	10%	33%	37%	30%
EL	1000	15%	34%	29%	14%	8%	49%	43%
ES	1026	8%	22%	19%	12%	39%	30%	31%
FR	1022	10%	31%	26%	15%	18%	41%	41%
IE	1000	7%	27%	15%	13%	38%	34%	28%
IT	1005	12%	32%	16%	8%	32%	44%	24%
CY	506	18%	18%	14%	16%	34%	36%	30%
LV	1031	10%	27%	23%	14%	26%	37%	37%
LT	1016	15%	26%	19%	8%	32%	41%	27%
LU	500	13%	20%	23%	21%	23%	33%	44%
HU	1001	17%	34%	15%	9%	25%	51%	24%
MT	500	10%	25%	12%	13%	40%	35%	25%
NL	1069	23%	32%	16%	11%	18%	55%	27%
AT	1013	9%	32%	25%	12%	22%	41%	37%
PL	1000	15%	35%	17%	5%	28%	50%	22%
PT	1006	9%	24%	22%	7%	38%	33%	29%
SI	1039	18%	36%	21%	5%	20%	54%	26%
SK	1180	18%	39%	21%	6%	16%	57%	27%
FI	1030	21%	43%	22%	8%	6%	64%	30%
SE	1006	46%	31%	9%	4%	10%	77%	13%
UK	1375	14%	31%	22%	9%	24%	45%	31%
BG	1027	23%	25%	7%	4%	41%	48%	11%
RO	1026	17%	23%	8%	6%	46%	40%	14%

QA11.2 Dans quelle mesure êtes-vous d'accord ou pas d'accord avec chacune des propositions suivantes sur les avantages de l'énergie nucléaire ?

QA11.2 To what extent do you agree or disagree with each of the following statements on the value of nuclear energy?

L'énergie nucléaire permet de réduire notre dépendance à l'importation de combustibles, comme le gaz ou le pétrole

Nuclear energy helps to make us less dependent on fuel imports, such as gas and oil

	TOTAL	Tout à fait d'accord / Totally agree	Plutôt d'accord / Tend to agree	Plutôt pas d'accord / Tend to disagree	Pas du tout d'accord / / Totally disagree	NSP / DK	D'accord / Agree	Pas d'accord / Disagree
UE25 EU25	25031	28%	41%	14%	5%	12%	69%	19%
BE	1012	30%	45%	16%	5%	4%	75%	21%
CZ	1072	29%	48%	16%	4%	3%	77%	20%
DK	1060	46%	34%	11%	4%	5%	80%	15%
D-W	1046	38%	35%	17%	7%	3%	73%	24%
DE	1551	39%	36%	16%	6%	3%	75%	22%
D-E	505	42%	36%	13%	4%	5%	78%	17%
EE	1011	24%	34%	15%	6%	21%	58%	21%
EL	1000	23%	42%	23%	10%	2%	65%	33%
ES	1026	14%	39%	9%	6%	32%	53%	15%
FR	1022	30%	45%	12%	5%	8%	75%	17%
IE	1000	16%	41%	10%	7%	26%	57%	17%
IT	1005	26%	40%	15%	5%	14%	66%	20%
CY	506	27%	21%	10%	8%	34%	48%	18%
LV	1031	17%	38%	23%	8%	14%	55%	31%
LT	1016	32%	40%	13%	5%	10%	72%	18%
LU	500	21%	32%	21%	13%	13%	53%	34%
HU	1001	21%	42%	16%	10%	11%	63%	26%
MT	500	17%	42%	5%	9%	27%	59%	14%
NL	1069	45%	34%	11%	5%	5%	79%	16%
AT	1013	13%	41%	24%	10%	12%	54%	34%
PL	1000	20%	39%	15%	4%	22%	59%	19%
PT	1006	16%	38%	12%	2%	32%	54%	14%
SI	1039	28%	45%	17%	3%	7%	73%	20%
SK	1180	37%	46%	11%	1%	5%	83%	12%
FI	1030	34%	47%	13%	3%	3%	81%	16%
SE	1006	63%	27%	5%	3%	2%	90%	8%
UK	1375	25%	46%	14%	4%	11%	71%	18%
BG	1027	50%	29%	3%	2%	16%	79%	5%
RO	1026	28%	34%	6%	4%	28%	62%	10%



QA11.3 Dans quelle mesure êtes-vous d'accord ou pas d'accord avec chacune des propositions suivantes sur les avantages de l'énergie nucléaire ?

QA11.3 To what extent do you agree or disagree with each of the following statements on the value of nuclear energy?

L'énergie nucléaire garantit que le prix de l'énergie reste bas et plus stable

Nuclear energy ensures lower and more stable energy prices

	TOTAL	Tout à fait d'accord / Totally agree	Plutôt d'accord / Tend to agree	Plutôt pas d'accord / Tend to disagree	Pas du tout d'accord / / Totally disagree	NSP / DK	D'accord / Agree	Pas d'accord / Disagree
UE25 EU25	25031	15%	35%	22%	10%	18%	50%	32%
BE	1012	18%	41%	25%	9%	7%	59%	34%
CZ	1072	10%	39%	26%	17%	8%	49%	43%
DK	1060	22%	37%	22%	6%	13%	59%	28%
D-W	1046	19%	28%	28%	19%	6%	47%	47%
DE	1551	18%	28%	29%	19%	6%	46%	48%
D-E	505	15%	28%	33%	19%	5%	43%	52%
EE	1011	21%	33%	16%	5%	25%	54%	21%
EL	1000	16%	36%	30%	13%	5%	52%	43%
ES	1026	11%	31%	14%	5%	39%	42%	19%
FR	1022	10%	38%	27%	12%	13%	48%	39%
IE	1000	11%	31%	14%	9%	35%	42%	23%
IT	1005	20%	39%	14%	7%	20%	59%	21%
CY	506	18%	20%	6%	8%	48%	38%	14%
LV	1031	16%	39%	20%	7%	18%	55%	27%
LT	1016	30%	39%	14%	5%	12%	69%	19%
LU	500	10%	22%	29%	24%	15%	32%	53%
HU	1001	14%	37%	22%	17%	10%	51%	39%
MT	500	14%	35%	9%	8%	34%	49%	17%
NL	1069	17%	31%	22%	12%	18%	48%	34%
AT	1013	10%	32%	26%	15%	17%	42%	41%
PL	1000	17%	40%	13%	4%	26%	57%	17%
PT	1006	11%	29%	15%	4%	41%	40%	19%
SI	1039	20%	41%	23%	4%	12%	61%	27%
SK	1180	27%	41%	19%	5%	8%	68%	24%
FI	1030	15%	43%	27%	10%	5%	58%	37%
SE	1006	35%	36%	14%	7%	8%	71%	21%
UK	1375	8%	38%	23%	8%	23%	46%	31%
BG	1027	53%	26%	4%	2%	15%	79%	6%
RO	1026	25%	29%	6%	4%	36%	54%	10%

QA12 Pensez-vous que dans l'Union européenne, l'énergie nucléaire peut être facilement remplacée par des énergies renouvelables et des économies d'énergie ?

QA12 Do you believe that in the European Union nuclear power could be easily replaced by renewable energies and energy saving efforts?

	TOTAL	Oui, très facilement / Yes, very easily	Oui, plutôt facilement / Yes, fairly easily	Non, plutôt difficilement / No, not very easily	Non, pas du tout / No, not at all	NSP / DK	Oui / Yes	Non / No
UE25 EU25	25031	9%	32%	37%	8%	14%	41%	45%
BE	1012	10%	39%	41%	6%	4%	49%	47%
CZ	1072	6%	33%	43%	10%	8%	39%	53%
DK	1060	11%	36%	41%	5%	7%	47%	46%
D-W	1046	8%	25%	46%	15%	6%	33%	61%
DE	1551	7%	25%	48%	15%	5%	32%	63%
D-E	505	6%	23%	55%	12%	4%	29%	67%
EE	1011	2%	11%	44%	18%	25%	13%	62%
EL	1000	22%	32%	38%	5%	3%	54%	43%
ES	1026	8%	24%	31%	5%	32%	32%	36%
FR	1022	13%	43%	34%	3%	7%	56%	37%
IE	1000	14%	29%	22%	8%	27%	43%	30%
IT	1005	8%	35%	26%	8%	23%	43%	34%
CY	506	11%	29%	21%	4%	35%	40%	25%
LV	1031	4%	25%	47%	12%	12%	29%	59%
LT	1016	8%	24%	42%	9%	17%	32%	51%
LU	500	15%	33%	36%	8%	8%	48%	44%
HU	1001	8%	34%	33%	9%	16%	42%	42%
MT	500	6%	22%	29%	6%	37%	28%	35%
NL	1069	7%	31%	47%	9%	6%	38%	56%
AT	1013	5%	26%	46%	10%	13%	31%	56%
PL	1000	8%	34%	32%	7%	19%	42%	39%
PT	1006	9%	18%	27%	11%	35%	27%	38%
SI	1039	6%	28%	51%	11%	4%	34%	62%
SK	1180	5%	27%	47%	10%	11%	32%	57%
FI	1030	5%	29%	58%	6%	2%	34%	64%
SE	1006	3%	24%	60%	10%	3%	27%	70%
UK	1375	10%	41%	30%	6%	13%	51%	36%
BG	1027	5%	13%	35%	17%	30%	18%	52%
RO	1026	6%	13%	27%	7%	47%	19%	34%

QA13 Selon vous, la proportion actuelle d'énergie nucléaire devrait être réduite, maintenue au même niveau ou augmentée ?

QA13 In your opinion, should the current level of nuclear energy as a proportion of all energy sources be reduced, maintained the same or be increased?

	TOTAL	Réduite / Reduced	Maintenue au même niveau / Maintained the same	Augmentée / Increased	NSP / DK
UE25 EU25	25031	39%	34%	14%	13%
BE	1012	44%	44%	9%	3%
CZ	1072	23%	51%	21%	5%
DK	1060	50%	29%	14%	7%
D-W	1046	52%	37%	7%	4%
DE	1551	50%	39%	7%	4%
D-E	505	41%	45%	9%	5%
EE	1011	29%	32%	18%	21%
EL	1000	75%	19%	5%	1%
ES	1026	44%	22%	6%	28%
FR	1022	49%	39%	7%	5%
IE	1000	41%	20%	8%	31%
IT	1005	27%	29%	21%	23%
CY	506	45%	19%	8%	28%
LV	1031	35%	39%	14%	12%
LT	1016	24%	43%	13%	20%
LU	500	61%	26%	5%	8%
HU	1001	24%	50%	17%	9%
MT	500	33%	19%	14%	34%
NL	1069	37%	34%	23%	6%
AT	1013	59%	25%	6%	10%
PL	1000	21%	38%	22%	19%
PT	1006	43%	22%	8%	27%
SI	1039	38%	46%	13%	3%
SK	1180	21%	46%	24%	9%
FI	1030	27%	47%	24%	2%
SE	1006	33%	32%	27%	8%
UK	1375	36%	36%	17%	11%
BG	1027	7%	36%	24%	33%
RO	1026	12%	22%	23%	43%

QA14 Je vais maintenant vous lire des affirmations : L'utilisation d'énergie nucléaire n'émet pas de quantités significatives de gaz à effet de serre. L'énergie nucléaire permet de réduire notre dépendance à l'importation de combustibles de certaines régions du monde. Les centrales nucléaires produisent 1\3 de l'électricité de l'UE. Le remplacement de l'énergie nucléaire au sein de l'UE par le gaz nécessiterait beaucoup plus de gaz. Si vous étiez convaincu(e) que ces affirmations sont vraies, selon vous, la proportion actuelle d'énergie nucléaire devrait être ...

QA14 I am going to read you the following assertions: Using nuclear energy does not emit significant quantities of greenhouse gases. Nuclear energy helps to reduce our dependence on fuel imports from certain regions of the world. Nuclear power plants produce 1\3 of the electricity in the EU. Replacing nuclear power in the EU with gas would require much more gas. If you were convinced that these assertions were true, in your opinion, should the current level of nuclear energy as a proportion of all energy sources in the European Union be...

(SI 'REDUITE OU MAINTENUE AU MEME NIVEAU', CODE 1 OU 2 EN QA13)

(IF 'REDUCED OR MAINTAINED THE SAME', CODE 1 OR 2 IN QA13)

	TOTAL	Réduite / Reduced	Maintenue au même niveau / Maintained the same	Augmentée / Increased	NSP / DK
UE25 EU25	18457	37%	46%	10%	7%
BE	896	30%	54%	14%	2%
CZ	796	20%	61%	15%	4%
DK	839	50%	36%	9%	5%
D-W	931	44%	43%	6%	7%
DE	1372	43%	44%	6%	7%
D-E	436	34%	51%	9%	6%
EE	618	30%	50%	10%	10%
EL	943	61%	29%	9%	1%
ES	680	49%	33%	8%	10%
FR	899	39%	46%	10%	5%
IE	614	46%	31%	7%	16%
IT	561	29%	47%	11%	13%
CY	325	34%	32%	22%	12%
LV	768	29%	56%	10%	5%
LT	679	23%	59%	10%	8%
LU	433	53%	36%	6%	5%
HU	745	24%	56%	14%	6%
MT	259	42%	36%	10%	12%
NL	760	32%	43%	21%	4%
AT	851	54%	30%	6%	10%
PL	592	20%	57%	14%	9%
PT	651	49%	39%	6%	6%
SI	875	38%	49%	11%	2%
SK	789	22%	58%	14%	6%
FI	764	26%	64%	8%	2%
SE	658	31%	47%	14%	8%
UK	982	33%	48%	14%	5%
BG	442	11%	70%	10%	9%
RO	348	19%	50%	19%	12%

QA15.1 L'utilisation d'énergie nucléaire implique la coopération entre pays. Pourriez-vous me dire dans quelle mesure vous êtes d'accord ou pas d'accord avec les propositions suivantes.

QA15.1 The use of nuclear energy involves cooperation between countries. Please tell me to what extent you agree or disagree with the following statements.

L'UE devrait s'assurer que la législation sur la sûreté nucléaire est harmonisée dans tous les Etats membres de l'UE

The EU should ensure that legislation on nuclear safety is consistent across all EU Members States

	TOTAL	Tout à fait d'accord / Totally agree	Plutôt d'accord / Tend to agree	Plutôt pas d'accord / Tend to disagree	Pas du tout d'accord / / Totally disagree	NSP / DK	D'accord / Agree	Pas d'accord / Disagree
UE25 EU25	25031	57%	30%	5%	2%	6%	87%	7%
BE	1012	67%	27%	3%	1%	2%	94%	4%
CZ	1072	49%	45%	3%	-	3%	94%	3%
DK	1060	70%	19%	6%	2%	3%	89%	8%
D-W	1046	73%	19%	4%	2%	2%	92%	6%
DE	1551	73%	20%	4%	1%	2%	93%	5%
D-E	505	73%	21%	3%	2%	1%	94%	5%
EE	1011	51%	27%	6%	1%	15%	78%	7%
EL	1000	56%	33%	8%	2%	1%	89%	10%
ES	1026	47%	34%	2%	2%	15%	81%	4%
FR	1022	59%	30%	5%	1%	5%	89%	6%
IE	1000	58%	30%	2%	1%	9%	88%	3%
IT	1005	51%	32%	7%	3%	7%	83%	10%
CY	506	75%	19%	1%	-	5%	94%	1%
LV	1031	57%	32%	5%	1%	5%	89%	6%
LT	1016	52%	37%	1%	1%	9%	89%	2%
LU	500	65%	22%	5%	3%	5%	87%	8%
HU	1001	52%	39%	4%	1%	4%	91%	5%
MT	500	44%	38%	2%	2%	14%	82%	4%
NL	1069	72%	21%	2%	2%	3%	93%	4%
AT	1013	35%	42%	10%	6%	7%	77%	16%
PL	1000	46%	38%	7%	2%	7%	84%	9%
PT	1006	44%	37%	5%	1%	13%	81%	6%
SI	1039	63%	31%	3%	1%	2%	94%	4%
SK	1180	55%	34%	6%	1%	4%	89%	7%
FI	1030	61%	31%	6%	1%	1%	92%	7%
SE	1006	61%	26%	7%	3%	3%	87%	10%
UK	1375	55%	29%	6%	2%	8%	84%	8%
BG	1027	64%	25%	2%	1%	8%	89%	3%
RO	1026	59%	25%	3%	1%	12%	84%	4%

QA15.2 L'utilisation d'énergie nucléaire implique la coopération entre pays. Pourriez-vous me dire dans quelle mesure vous êtes d'accord ou pas d'accord avec les propositions suivantes.

QA15.2 The use of nuclear energy involves cooperation between countries. Please tell me to what extent you agree or disagree with the following statements.

Chaque Etat membre devrait pouvoir décider de sa législation en matière de sûreté nucléaire

Each Member State should be able to decide about its legislation concerning nuclear safety issues

	TOTAL	Tout à fait d'accord / Totally agree	Plutôt d'accord / Tend to agree	Plutôt pas d'accord / Tend to disagree	Pas du tout d'accord / / Totally disagree	NSP / DK	D'accord / Agree	Pas d'accord / Disagree
UE25 EU25	25031	23%	26%	23%	22%	6%	49%	45%
BE	1012	23%	21%	27%	28%	1%	44%	55%
CZ	1072	38%	44%	13%	3%	2%	82%	16%
DK	1060	22%	11%	20%	44%	3%	33%	64%
D-W	1046	19%	16%	24%	39%	2%	35%	63%
DE	1551	18%	16%	25%	39%	2%	34%	64%
D-E	505	17%	14%	30%	38%	1%	31%	68%
EE	1011	44%	22%	16%	6%	12%	66%	22%
EL	1000	42%	22%	21%	15%	-	64%	36%
ES	1026	28%	32%	15%	7%	18%	60%	22%
FR	1022	17%	22%	30%	27%	4%	39%	57%
IE	1000	27%	24%	20%	18%	11%	51%	38%
IT	1005	22%	33%	22%	14%	9%	55%	36%
CY	506	43%	21%	12%	15%	9%	64%	27%
LV	1031	42%	26%	18%	10%	4%	68%	28%
LT	1016	29%	35%	22%	6%	8%	64%	28%
LU	500	20%	19%	29%	29%	3%	39%	58%
HU	1001	17%	32%	26%	21%	4%	49%	47%
MT	500	33%	34%	14%	7%	12%	67%	21%
NL	1069	13%	13%	27%	45%	2%	26%	72%
AT	1013	25%	31%	22%	13%	9%	56%	35%
PL	1000	24%	34%	22%	13%	7%	58%	35%
PT	1006	22%	26%	26%	12%	14%	48%	38%
SI	1039	49%	35%	11%	4%	1%	84%	15%
SK	1180	37%	37%	16%	5%	5%	74%	21%
FI	1030	29%	24%	27%	19%	1%	53%	46%
SE	1006	14%	16%	24%	44%	2%	30%	68%
UK	1375	23%	25%	24%	21%	7%	48%	45%
BG	1027	47%	28%	11%	3%	11%	75%	14%
RO	1026	44%	28%	11%	4%	13%	72%	15%

QA15.3 L'utilisation d'énergie nucléaire implique la coopération entre pays. Pourriez-vous me dire dans quelle mesure vous êtes d'accord ou pas d'accord avec les propositions suivantes.

QA15.3 The use of nuclear energy involves cooperation between countries. Please tell me to what extent you agree or disagree with the following statements.

L'UE devrait faciliter la coopération des experts européens pour identifier, actualiser et mettre en œuvre les meilleures pratiques en matière de sûreté nucléaire

The EU should facilitate the cooperation of European experts in order to identify, update and implement best practices regarding nuclear safety

	TOTAL	Tout à fait d'accord / Totally agree	Plutôt d'accord / Tend to agree	Plutôt pas d'accord / Tend to disagree	Pas du tout d'accord / / Totally disagree	NSP / DK	D'accord / Agree	Pas d'accord / Disagree
UE25 EU25	25031	55%	33%	3%	2%	7%	88%	5%
BE	1012	65%	30%	3%	1%	1%	95%	4%
CZ	1072	59%	37%	2%	-	2%	96%	2%
DK	1060	70%	20%	4%	2%	4%	90%	6%
D-W	1046	66%	24%	4%	3%	3%	90%	7%
DE	1551	67%	24%	4%	2%	3%	91%	6%
D-E	505	68%	26%	3%	1%	2%	94%	4%
EE	1011	56%	25%	2%	1%	16%	81%	3%
EL	1000	66%	28%	4%	2%	-	94%	6%
ES	1026	46%	35%	2%	1%	16%	81%	3%
FR	1022	57%	34%	2%	1%	6%	91%	3%
IE	1000	55%	32%	2%	-	11%	87%	2%
IT	1005	47%	36%	6%	2%	9%	83%	8%
CY	506	74%	20%	-	-	6%	94%	0%
LV	1031	58%	31%	4%	1%	6%	89%	5%
LT	1016	48%	38%	3%	1%	10%	86%	4%
LU	500	62%	27%	3%	2%	6%	89%	5%
HU	1001	52%	38%	4%	1%	5%	90%	5%
MT	500	46%	40%	-	1%	13%	86%	1%
NL	1069	71%	22%	3%	2%	2%	93%	5%
AT	1013	44%	43%	6%	2%	5%	87%	8%
PL	1000	48%	39%	3%	1%	9%	87%	4%
PT	1006	50%	34%	3%	-	13%	84%	3%
SI	1039	71%	26%	2%	-	1%	97%	2%
SK	1180	64%	30%	2%	-	4%	94%	2%
FI	1030	57%	35%	5%	1%	2%	92%	6%
SE	1006	68%	25%	2%	1%	4%	93%	3%
UK	1375	50%	37%	3%	1%	9%	87%	4%
BG	1027	68%	22%	1%	-	9%	90%	1%
RO	1026	64%	23%	1%	-	12%	87%	1%

QA16 En matière de développement et de réactualisation des stratégies énergétiques nationales par le Gouvernement, y compris les discussions sur l'utilisation de l'énergie nucléaire, laquelle des possibilités suivantes préférez-vous ?

QA16 Which of the following options do you prefer most regarding the development and updating of national energy strategies by the Government, including the discussion on the use of nuclear energy?

	TOTAL	<b>Vous aimeriez être directement consulté(e) et participer au processus de décision / You would like to be directly consulted and to participate in the decision-making process</b>	<b>Vous aimeriez que des organisations non gouvernementales soient consultées et participent au processus de décision / You would like non-governmental organisations to be consulted and to participate in the decision-making process</b>	<b>Vous préféreriez laisser les autorités responsables décider / You would leave the responsible authorities to decide exclusively on this matter</b>	<b>Aucune de celles-ci (SPONTANE) / None of these (SPONTANEOUS)</b>	<b>NSP / DK</b>
UE25 EU25	25031	21%	39%	31%	4%	5%
BE	1012	17%	40%	39%	3%	1%
CZ	1072	11%	29%	51%	5%	4%
DK	1060	21%	44%	30%	2%	3%
D-W	1046	32%	37%	22%	7%	2%
DE	1551	31%	37%	23%	7%	2%
D-E	505	28%	35%	29%	6%	2%
EE	1011	14%	35%	37%	4%	10%
EL	1000	25%	36%	37%	2%	-
ES	1026	22%	21%	40%	4%	13%
FR	1022	20%	53%	24%	1%	2%
IE	1000	21%	38%	26%	4%	11%
IT	1005	19%	36%	30%	5%	10%
CY	506	16%	31%	45%	3%	5%
LV	1031	15%	24%	53%	4%	4%
LT	1016	17%	31%	42%	3%	7%
LU	500	39%	26%	26%	4%	5%
HU	1001	16%	27%	51%	3%	3%
MT	500	12%	33%	50%	1%	4%
NL	1069	17%	42%	36%	1%	4%
AT	1013	30%	41%	17%	6%	6%
PL	1000	12%	36%	37%	7%	8%
PT	1006	22%	33%	32%	4%	9%
SI	1039	12%	38%	43%	5%	2%
SK	1180	6%	24%	62%	4%	4%
FI	1030	31%	37%	31%	1%	-
SE	1006	20%	44%	32%	1%	3%
UK	1375	22%	49%	24%	1%	4%
BG	1027	18%	12%	56%	2%	12%
RO	1026	9%	19%	55%	6%	11%